

Installation Manual

HKD 2.2 XL
HKD 2.2 XL DHT
HKD 2.2 XL Tunnel

©2023

BRUNNER[®]
made in germany.

CONTENTS

1	Basic informations.....	3
2	Product description.....	4
3	Delivery contents.....	5
4	Description of parts.....	5
4.1	Support frame (D003622).....	5
4.2	Body assembly (D003674).....	6
4.3	Back panel (D003205).....	7
4.4	HKD 2.2 flat front kit complete assembly (D003211).....	8
4.5	HKD 2.2 round front kit complete assembly (D003365).....	9
4.6	Door with single glazing, flat, complete (D003656-X).....	10
4.7	Door with double glazing, flat, complete (D003629-X).....	11
4.8	Round door with single glazing complete assembly (D003657-X).....	12
4.9	DHT front (D003408).....	13
4.10	DHT with single glazing (D010208-x).....	14
4.11	DHT with double glazing (D010207-x).....	15
4.12	Inner linings (D003618).....	16
4.13	Kit of inner linings for Tunnel (D003621).....	17
4.14	Inner linings extension kit (D003416).....	18
4.15	Kit of inner linings for HKD 2.2 DHT XL (D003619).....	18
4.16	Combustion chamber top cover (D003669).....	19
4.17	DHT door collar frame (D003473).....	19
4.18	Cast iron turning dome, complete assembly (D009363).....	20
4.19	Flat cast iron dome (D003664).....	21
4.20	Mounting ring MAS 440 (10077).....	22
4.21	Mounting frame (D003542-X).....	22
4.22	Mounting frame R330 (D003545-X).....	23
4.23	Door finishing frame (10463, 10464).....	24
4.24	Door finishing frame R380 black/stainless steel (10474 / 10475).....	25
4.25	Black steel front plate 480x830 (10467).....	26
4.26	Cast iron front plate 480x830 HKD 2.2f (10188).....	27
5	Installation.....	28
5.1	Levelling of HKD 2.2 XL.....	28
5.2	Combustion air connection 2.2xl.....	29
5.3	Inserting of the ISO top cover (D003669).....	30
5.4	Assembly of inner linings (D003618).....	31
5.5	Assembly of inner linings for Tunnel 2.2 XL (D003621).....	36
5.6	Assembly of inner linings 2.2XL DHT (D003619).....	40
5.7	Cast iron dome Ø180mm (D009363).....	45
5.8	Flat cast iron dome (D003664).....	46
5.9	Heating gas outlet with MAS.....	47
5.10	Mounting frame installation on HKD 2.2XL.....	48
5.11	Door finishing frame installation on HKD 2.2 XL.....	50
5.12	Steel front plate installation on HKD 2.2 XL.....	52

5.13	Cast iron front plate installation on HKD 2.2 XL.....	53
5.14	Collar frame installation to additional door on HKD 2.2 XL.....	54
5.15	Air adjusting handle mounting.....	55
6	Combustion air setting.....	55
7	Drawings and technical data.....	59

Please also take note of the online product documentation provided by:



[General instructions of the Brunner products installation for the stove construction.](https://www.brunner.de/produktdownloads/kacheloefen-kamine/allgemeine-hinweise-fuer-den-aufbau_de.pdf)

(https://www.brunner.de/produktdownloads/kacheloefen-kamine/allgemeine-hinweise-fuer-den-aufbau_de.pdf) laden können.



1 BASIC INFORMATIONS



All instructions delivered with products must be observed. We do not accept any warranty claim or liability for damage resulting from failure to observe these installation instructions!
Improper installation can cause injury and material damage!

The installation may only be carried out by a registered specialist.

Fireplaces equipped with a water boiler must be pressure-tested after hydraulic connection to the heating system. Masonry work may follow only after this pressure test. Ulrich Brunner GmbH does not cover any costs incurred by necessary dismantling of masonry for rework at water boiler installation or replacement of the boiler.

The floor space of the room must have a suitable structure and sufficient dimensions to ensure proper functioning of the fireplace.

Please note that other installation and assembly instructions are included in other packaging units!

Dimensioning of downstream heat accumulator must be according to valid stove-setting rules.

During installation of the fireplace, all dimensions and minimal clearances of the fireplace casing must be held as specified by the manufacturer.

Fireplaces that meet the requirements of DIN EN 13240 or DIN EN 13229 and that can only be operated as intended with closed combustion chamber door or that have a self-closing firebox door are suitable for multiple occupancy.

All binding national or EU standards and local regulations for the installation of fireplaces must be observed.

All valid stove fitting rules and regulations of local construction law must be observed and followed.

Please follow the relevant regulations of your country.

When these instructions are followed and all works are done properly, this will ensure a safe, energy-saving and environmentally friendly operation of the stove. Pictures shown are not to be considered as complete representations of any kind.

Subject to technical and assortment changes.

Please notify your supplier of any damage which might have occurred during transport.

Please keep these instructions.

2 PRODUCT DESCRIPTION

The fireplace has been approved according to EN 13229 and can be combined with a metallic radiator or ceramic accumulator for greater efficiency and heating power. It can be fitted with the optional electronic stove control system (EAS/EOS) at delivery or after the fireplace installation has been completed.

Combustion air can be supplied from outside by connecting to a separate air duct.

Avoid risk of overheating! If the fireplace temperature is often too high, this can cause discolorations, especially in the case of stainless steel frames. Such defects do not constitute a reason for a claim.

Combustion air is supplied through a provided connecting piece. The volume of air supplied for combustion can be controlled by using a combustion air regulator.

The HKD series are designed for closed installation without any vents (hypocaust principle). Design of a hypocaust must ensure uninterrupted transfer and even distribution of heat inside the casing, preventing all parts of the heating chamber from overheating. Dimensioning of heat projecting walls of the casing must be adjusted to performance data of the heating device. Thickness of insulation for building walls surrounding the fireplace stated in technical data has been determined during continuous operation with open air vents (safety test according to EN 13229 - heat transfer coefficient of the tested wall at 0,7 W/m²K), and must be amended accordingly for different conditions (for example, by providing air ventilation for walls).

When installing electric or electronic parts (controllers, sensors, cables...) or water-conducting parts, please consider the max. permitted surrounding temperatures for these components.

You can optionally equip or retrofit the fireplace with the (EOS/EAS) electronic control device.

The heating insert provides the possibility that the side hinged door can be converted at any time from right side to left side even in already installed state. For this you will need a conversion kit. The necessary steps are explained in the conversion kit enclosed instructions. Without this conversion kit you can not change the door hinge!

	with metallic radiator	with ceramic accumulator
Designation	EN 13229 W	EN 13229 WA
Max. load of firewood	HKD 2.2 XL: 8 kg HKD 2.2 XL Tunnel: 8 kg	HKD 2.2 XL: 8 kg HKD 2.2 XL Tunnel: 8 kg

	with metallic radiator	with ceramic accumulator
DIN Plus	yes	yes
Multiple occupancy of the chimney ^(*2)	yes	yes

(*1) In case that a function with max. 20 kg wood is desired, the combustion air supply must be adjusted. See the 'establishment'. The delivery status for the stove is set out for maximum 8 kg of wood.

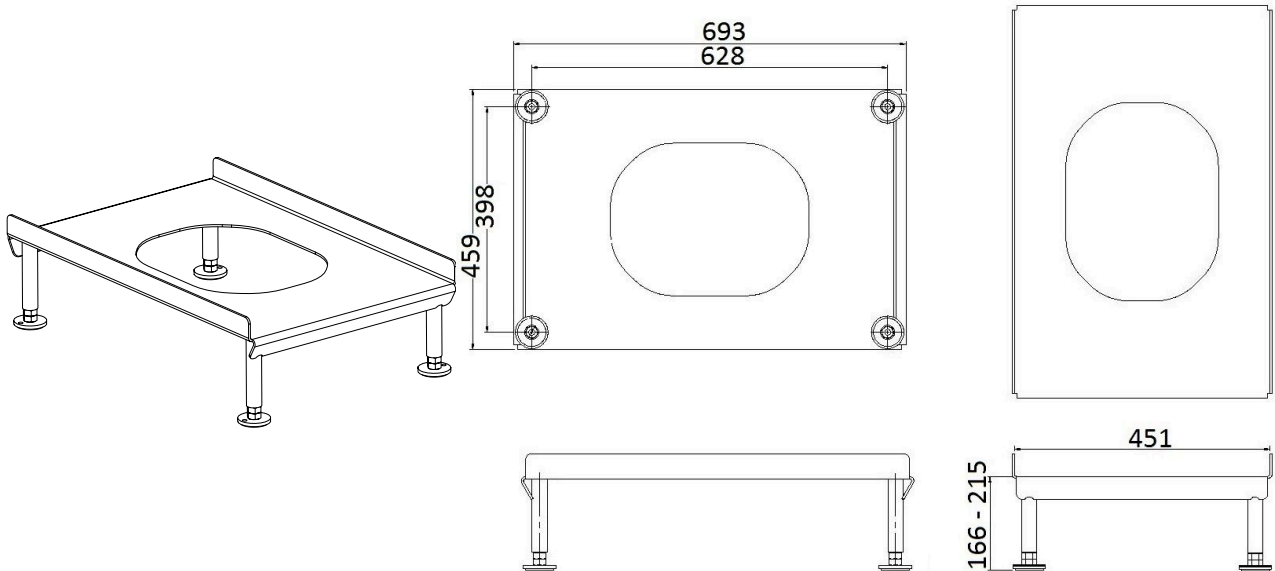
(*2) Only for variants with self-closing combustion door.

3 DELIVERY CONTENTS

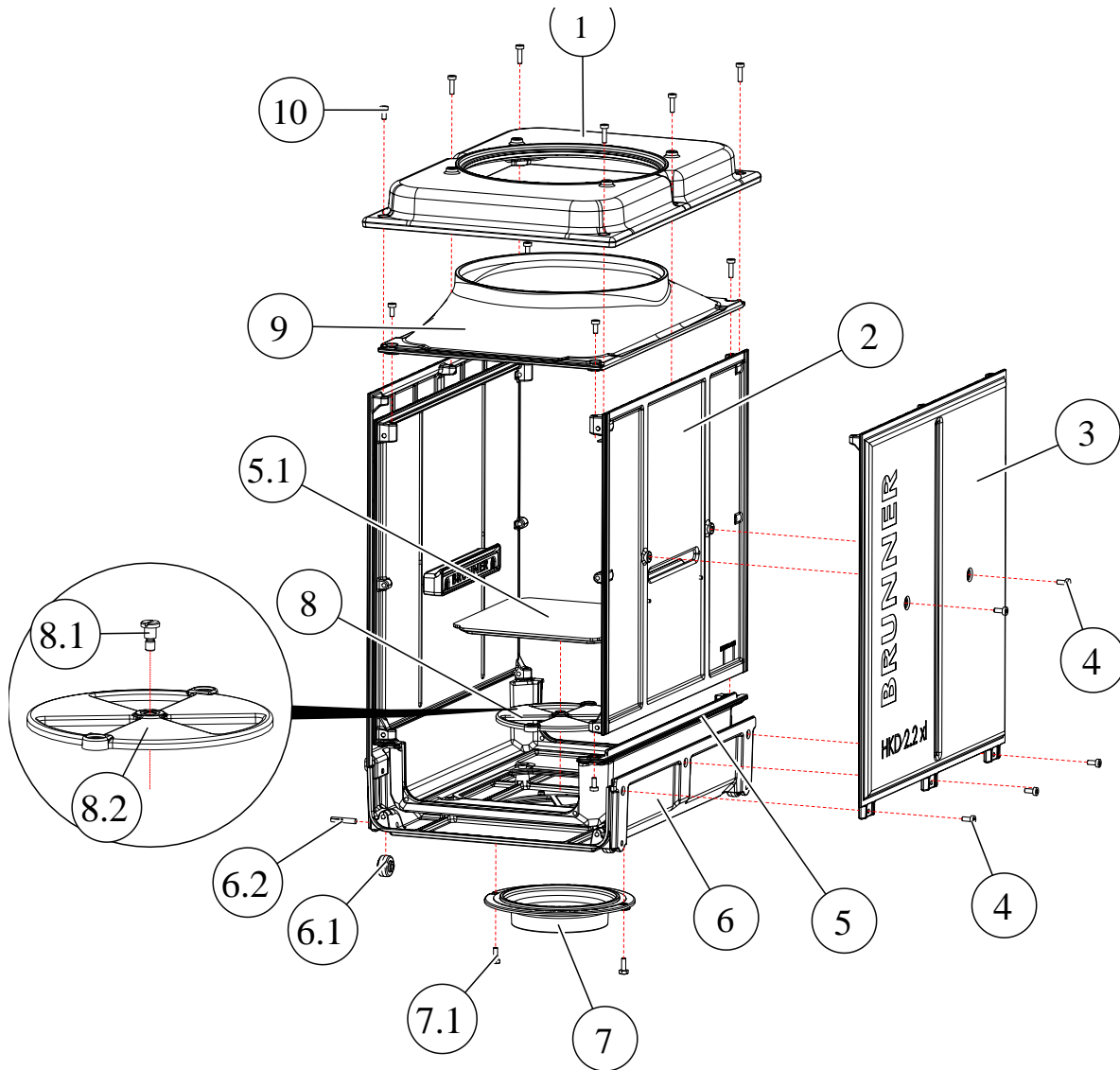
The delivery consists of different packaging units depending on the configuration of the system.

4 DESCRIPTION OF PARTS

4.1 SUPPORT FRAME (D003622)

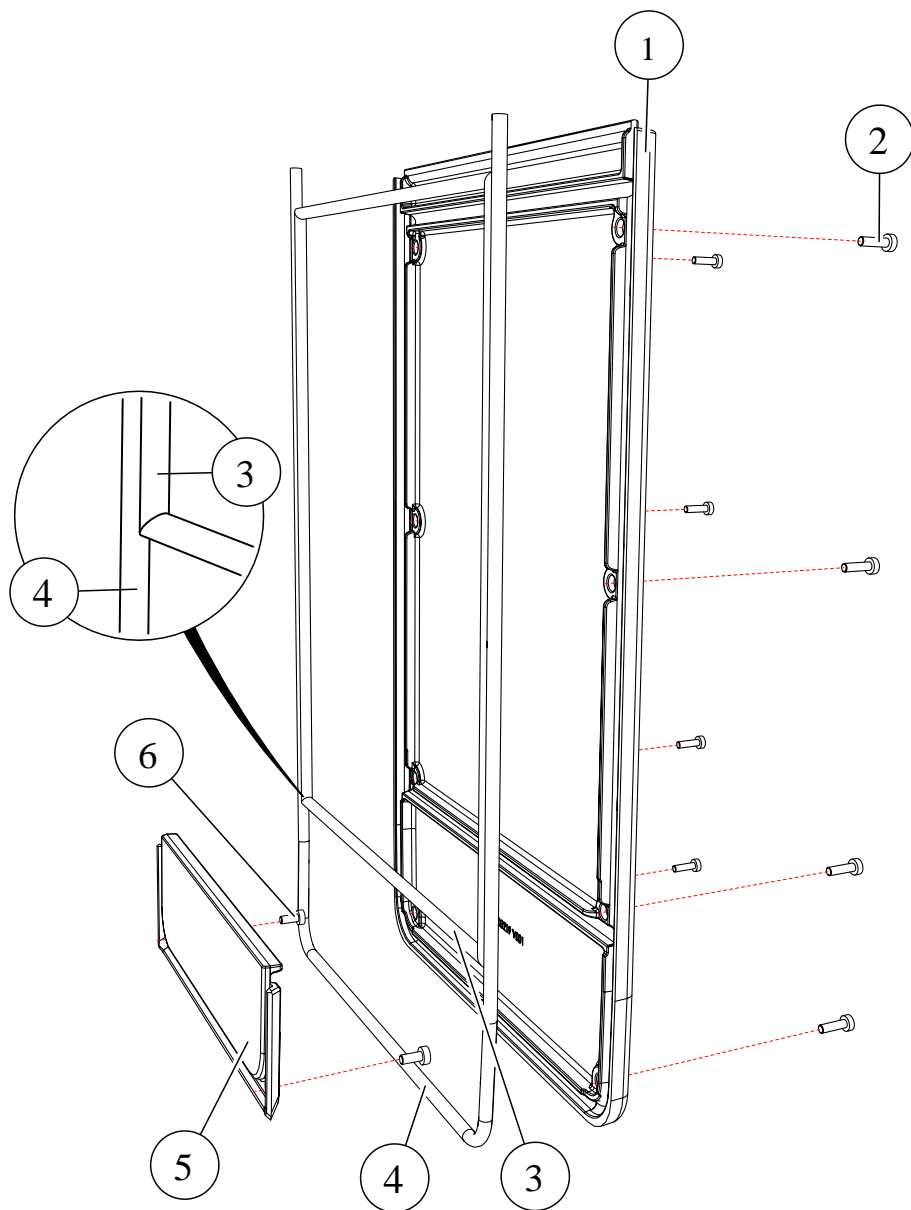


4.2 BODY ASSEMBLY (D003674)



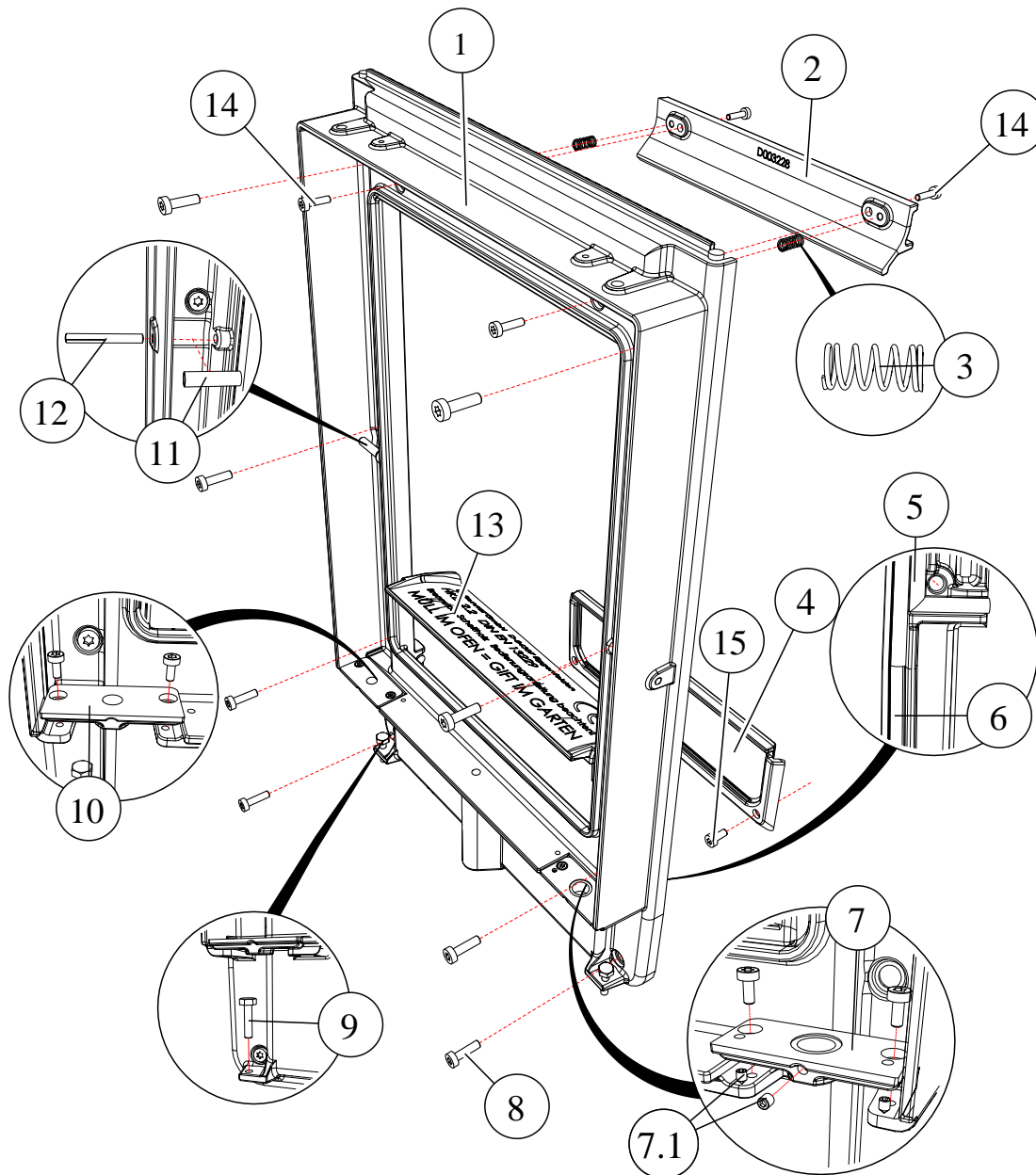
Item	Part No.	Designation	No.	Item	Part No.	Designation	No.
1	D003577	xl hood assembly	1	6.2	800124	Grooved pin M8x45	4
2	D003573	xl inner wall assembly	2	7	D003600	Combustion air supply nozzle dia.160	1
3	D003575	xl side wall	2	7.1	00634	Hexagon screw M8x20	2
4	02522	Torx cylinder screw M8x16	21	8	D003240	Combustion air turntable assembly	1
5	D003580	xl intermediate bottom plate assembly	1	8.1	800168	Flat head screw M8x10	1
5.1	D003224	Revision cover	1	8.2	D003221	Combustion air turntable	1
6	D003572	HKD2.2xl bottom plate assembly	1	9	D003576	xl inner hood	1
6.1	D003246	Transport roller	4	10	02523	Torx cylinder screw M8x25	7

4.3 BACK PANEL (D003205)



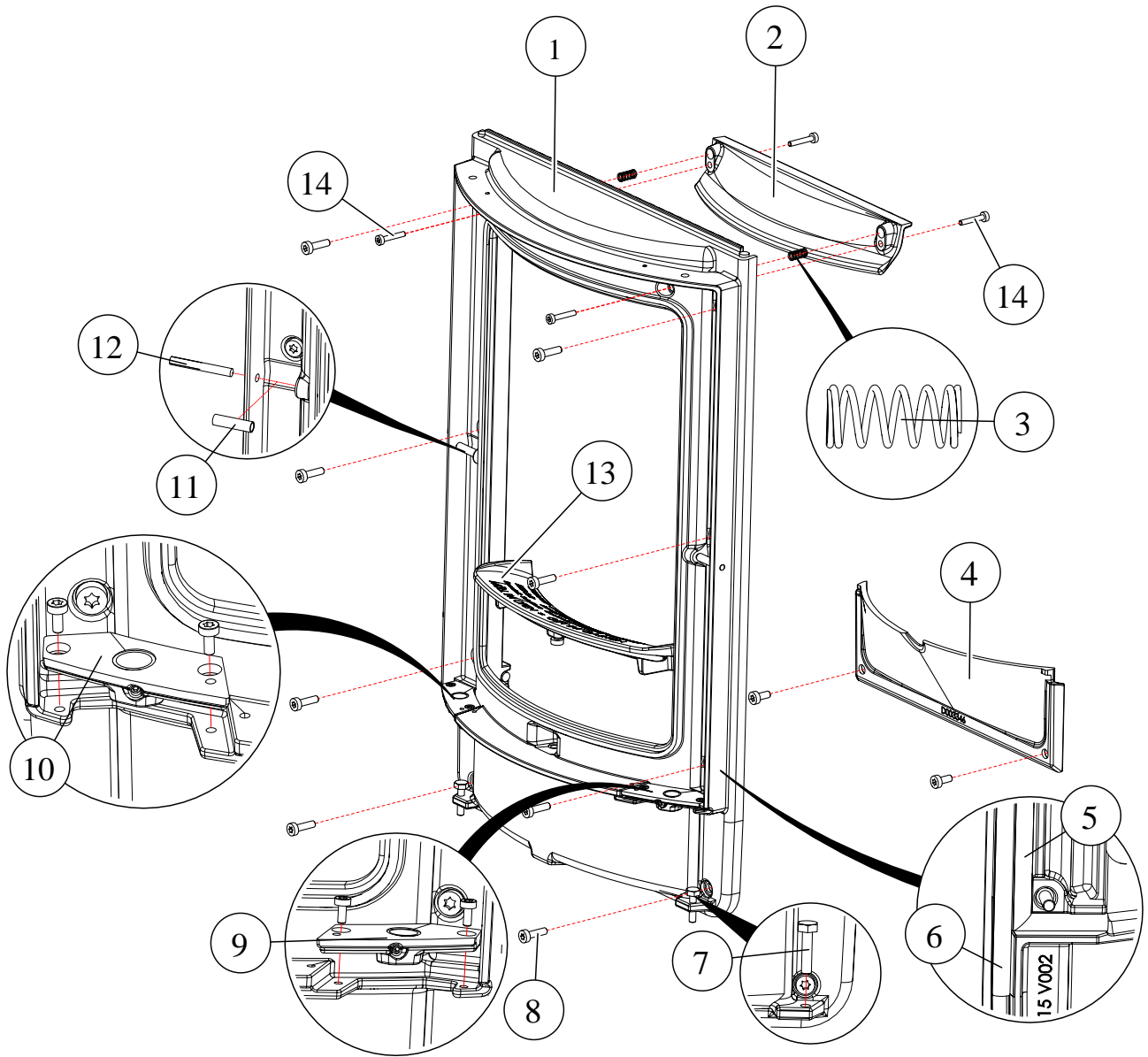
Item	Part No.	Designation	No.	Item	Part No.	Designation	No.
1	D003219	Back panel	1	4	D003300	Back panel front sealing rope	1
2	02523	Cylinder screw M8x25	8	5	D003325	Flat front connection plate	1
3	D003301	Back panel sealing rope	1	6	02522	Cylinder screw M8x16	2

4.4 HKD 2.2 FLAT FRONT KIT COMPLETE ASSEMBLY (D003211)



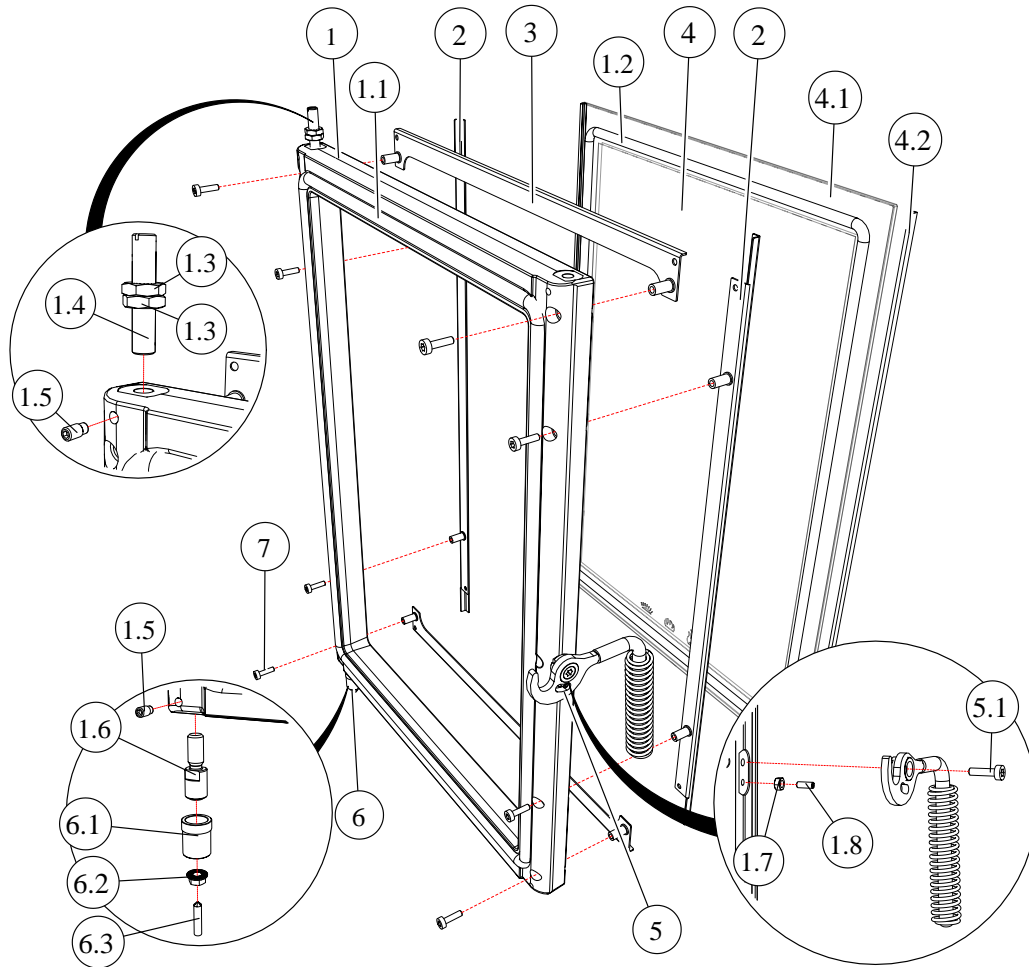
Item	Part No.	Designation	No.	Item	Part No.	Designation	No.
1	D003218	Front	1	8	02523	Torx cylinder screw M8x25	8
2	D003228	Air adjuster	1	9	00610	Hexagon screw M8x30	2
3	D003210	Air inlet spring	2	10	D003488	HKD2.2 door switch mount assembly	1
4	D003325	Flat front connection plate	1	11	01948	Handle roller	2
5	D003302	Front sealing rope	2	12	800050	Grooved pin M6x50	2
6	D003300	Back panel front sealing rope	1	13	D003212	HKD2.2 text plate assembly	1
7	D003263	Hinge mount assembly	1	14	800058	Torx cylinder screw M6x20	4
7.1	02152	Threaded pin M5x6	3	15	02522	Torx cylinder screw M8x16	2

4.5 HKD 2.2 ROUND FRONT KIT COMPLETE ASSEMBLY (D003365)



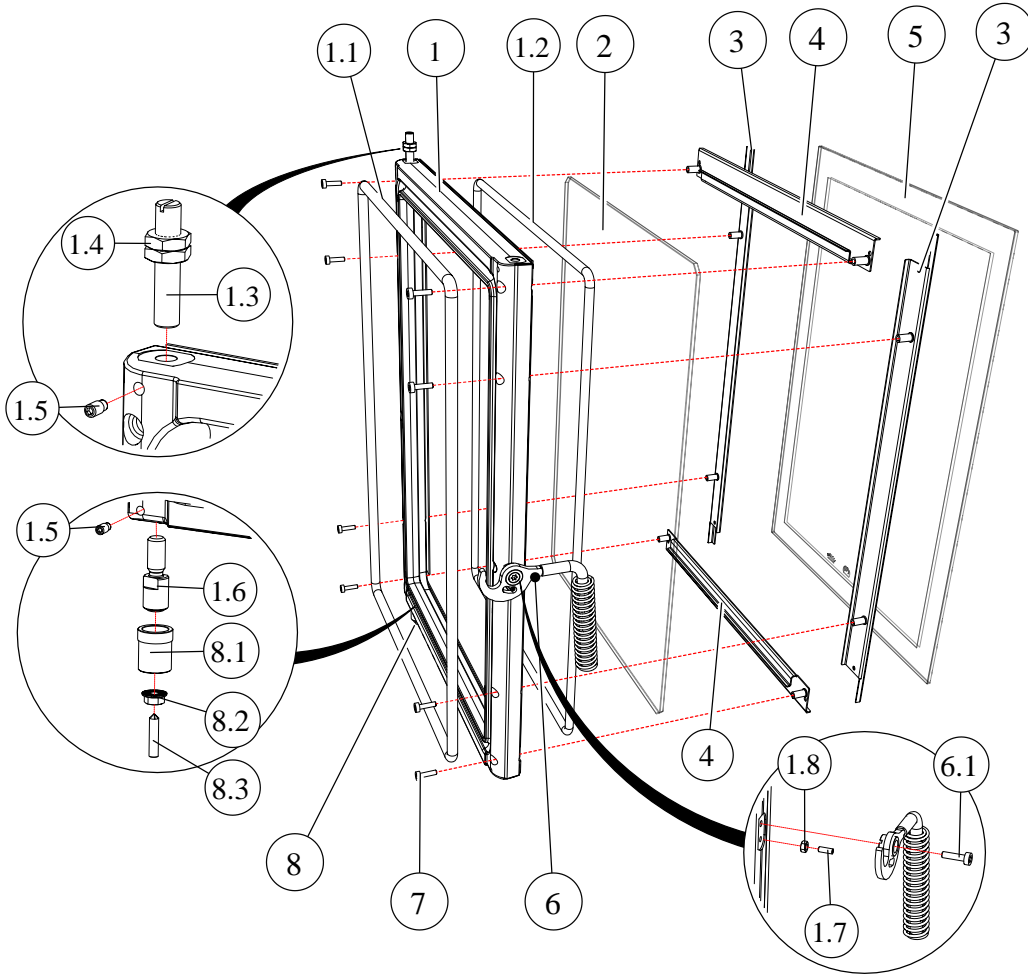
Item	Part No.	Designation	No.	Item	Part No.	Designation	No.
1	D003315	Round front	1	8	02523	Torx cylinder screw M8x25	8
2	D003332	Air adjuster for round front	1	9	D003386	Right side hinge mount assembly for round	1
3	D003210	Air inlet spring	2	10	D003387	Left side hinge mount assembly for round	1
4	D003346	Round front connection plate	1	11	01948	Handle roller	2
5	D003302	Front sealing rope	2	12	800050	Grooved pin M6x50	2
6	D003300	Back panel front sealing rope	1	13	D003385	Round front text plate assembly	1
7	800118	Hexagon screw M8x30	2	14	800051	Torx cylinder screw M6x30	4

4.6 DOOR WITH SINGLE GLAZING, FLAT, COMPLETE (D003656-X)



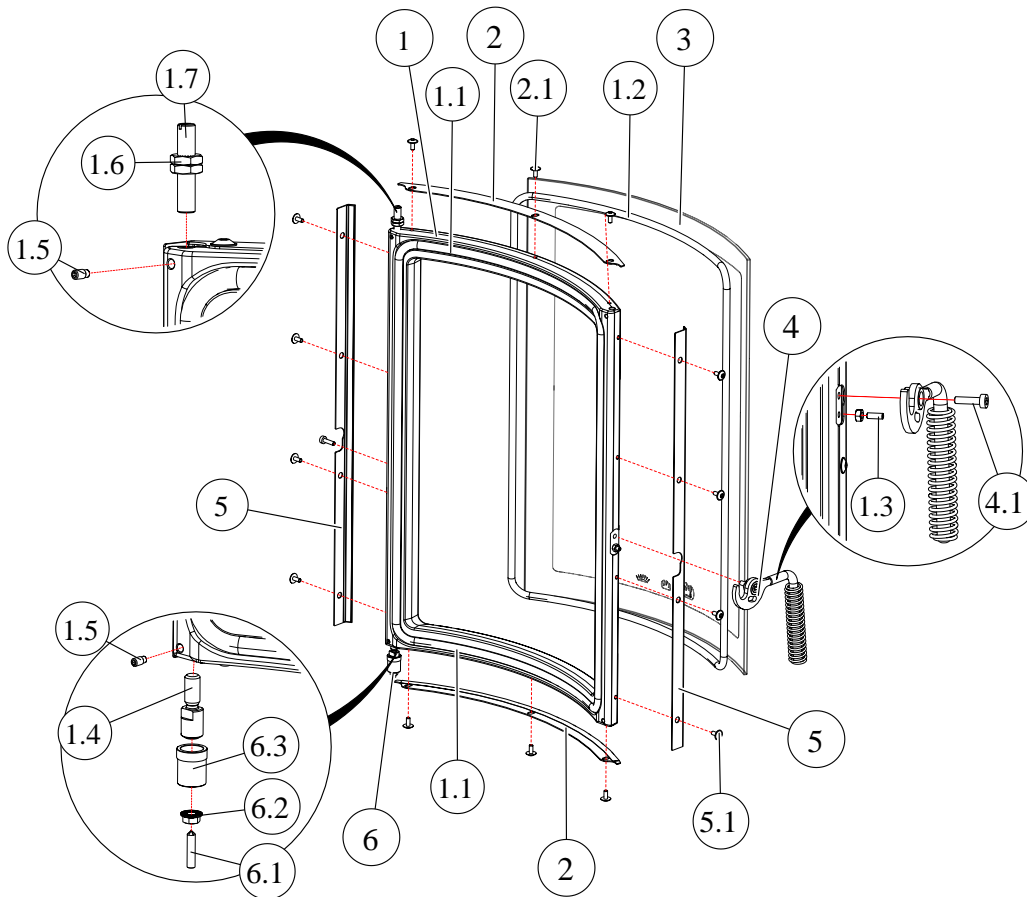
Item	Part No.	Designation	No.	Item	Part No.	Designation	No.
1	D003418	Flat door frame assembly, single glazing	1	4	D003490-X	Glass pane assembly, single glazing	1
1.1	D003307	HKD2.2 door sealing rope	1	4.1	D003200-X	Glass pane with black / stainless steel edge	1
1.2	D003425	Flat door sealing rope, single glazing	1	4.2	D003489	Glass pane sealing tape	2
1.3	02094	Hexagon nut M8 flat	2	5	02056	Door handle assembly	1
1.4	D003267	Upper hinge bolt	1	5.1	800221	Cylinder screw M6x20	1
1.5	00734	Threaded pin M5x8	2	6	D003364	Door pin seat assembly	1
1.6	D003658	Hinge bolt	1	6.1	D003351	Door pin seat	1
1.7	800216	Hexagon nut M5	1	6.2	900276	Ripp lock nut M5	1
1.8	800071	Threaded pin M5x12	1	6.3	800077	Threaded pin M5x20	1
2	D003422-X	Single glass holding frame left-right	2	7	02095	Torx cylinder screw M5x16	8
3	D003424-X	Single glass upper-lower holding frame	2				

4.7 DOOR WITH DOUBLE GLAZING, FLAT, COMPLETE (D003629-X)



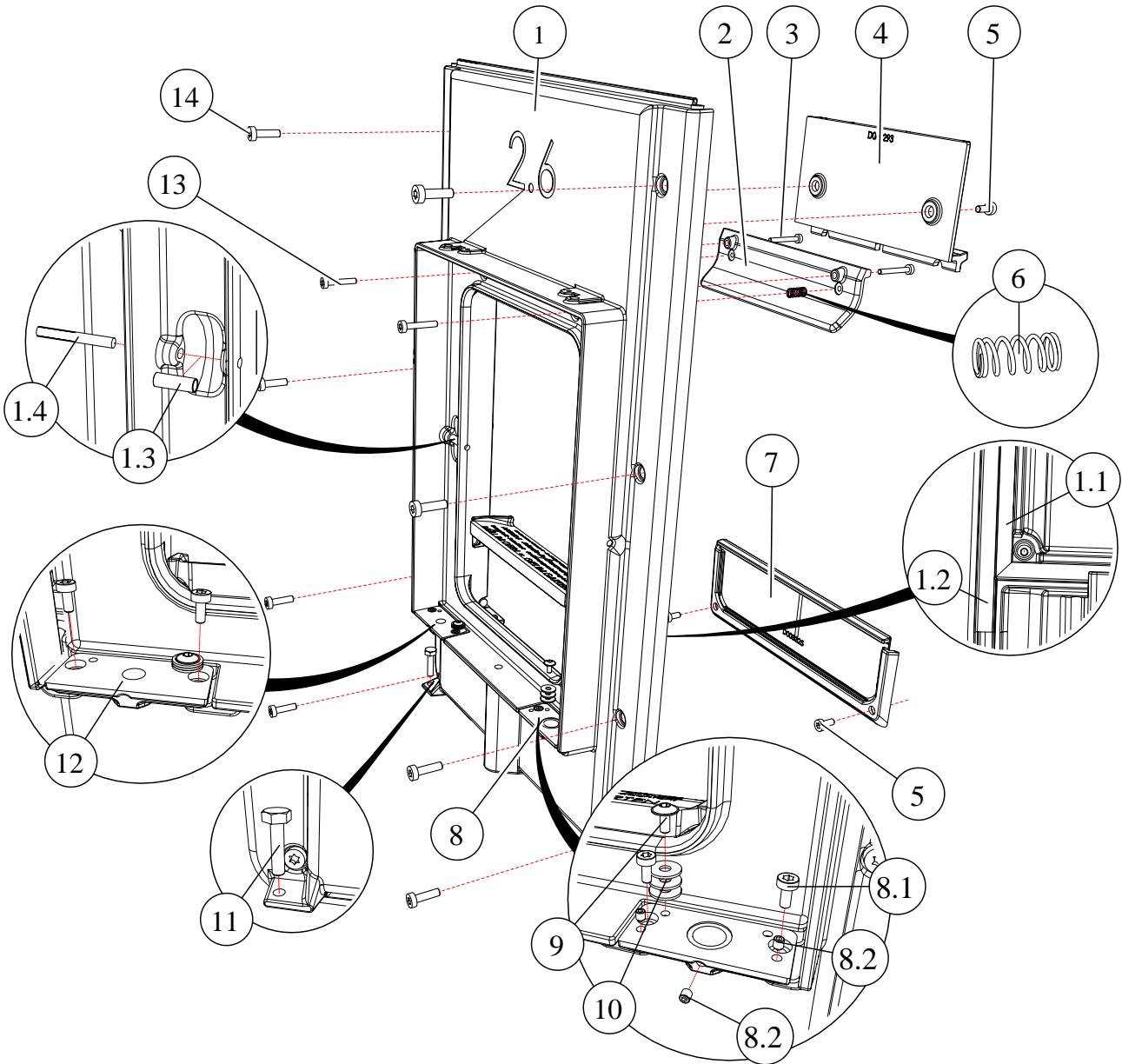
Item	Part No.	Designation	No.	Item	Part No.	Designation	No.
1	D003214	Door frame	1	3	D003256-X	Glass pane holding bracket	2
1.1	D003306	Double glazing door sealing rope	1	4	D003255	Inner glass pane holding frame	2
1.2	D003307	HKD2.2 door sealing rope	1	5	D003200-X	Glass pane	1
1.3	D003267	Upper hinge bolt	1	6	02056	Door handle assembly	1
1.4	02094	Hexagon nut M8 flat	2	6.1	800221	Cylinder screw M6x20	1
1.5	00734	Threaded pin M5x8	2	7	02095	Torx cylinder screw M5x16	8
1.6	D003658	Hinge bolt	1	8	D003364	Door pin seat assembly	1
1.7	800071	Threaded pin	1	8.1	D003351	Door pin seat	1
1.8	800216	Hexagon nut M5	1	8.2	900276	Ripp lock nut M5	1
2	D003252	Inner glass pane	1	8.3	800077	Threaded pin M5x20	1

4.8 ROUND DOOR WITH SINGLE GLAZING COMPLETE ASSEMBLY (D003657-X)



Item	Part No.	Designation	No.	Item	Part No.	Designation	No.
1	D003378	Round door frame assembly	1	3	D003317-X	Round glass pane	1
1.1	D003368	Round door seal	1	4	02056	Door handle	1
1.2	D003367	Round single glass seal	1	4.1	800221	Torx cylinder screw M6x20	1
1.3	800071	Threaded pin M5x12	1	5	D003491-X	Round glass left holding bar	2
1.4	D003658	Hinge bolt	1	5.1	02581	Torx screw with lens flanged head M5x10	6
1.5	00734	Threaded pin M5x8	2	6	D003364	Door pin seat	1
1.6	02094	Hexagon nut M8	2	6.1	800077	Threaded pin M5x20	1
1.7	D003267	Upper hinge bolt	1	6.2	900276	Ripp lock nut M5	1
2	D003506-X	Round single glass holding bar	2	6.3	D003351	Door pin seat	1
2.1	02581	Torx screw with lens flanged head M5x10	6				

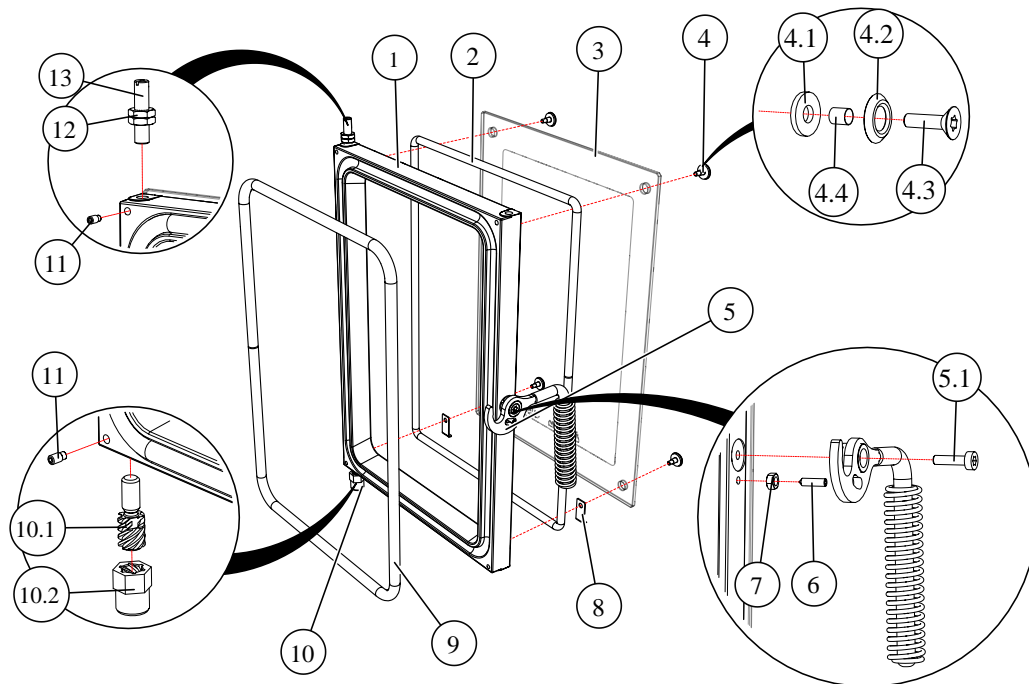
4.9 DHT FRONT (D003408)



Item	Part No.	Designation	No.	Item	Part No.	Designation	No.
1	D003407	2.6 front assembly	1	7	D003325	Flat front connection plate	1
1.1	D003409	2.6 front sealing rope	2	8	D003486	HKD2.6 hinge mount assembly	1
1.2	D003300	Back panel front sealing rope	1	8.1	800049	Cylinder screw M5x10	4
1.3	02055	Handle roller	2	8.2	02152	Threaded pin M5x6	5
1.4	800050	Grooved pin M6x50	2	9	02581	Torx screw with lens flanged head M5x10	2
2	D003413	2.6 air adjuster	1	10	00633	Glass pane	6
3	800052	Cylinder screw M6x40	2	11	00610	Hexagon screw M8x30	2
4	D003293	HKD2.6 air duct cover	1	12	D003487	HKD2.6 door switch mount assembly	1

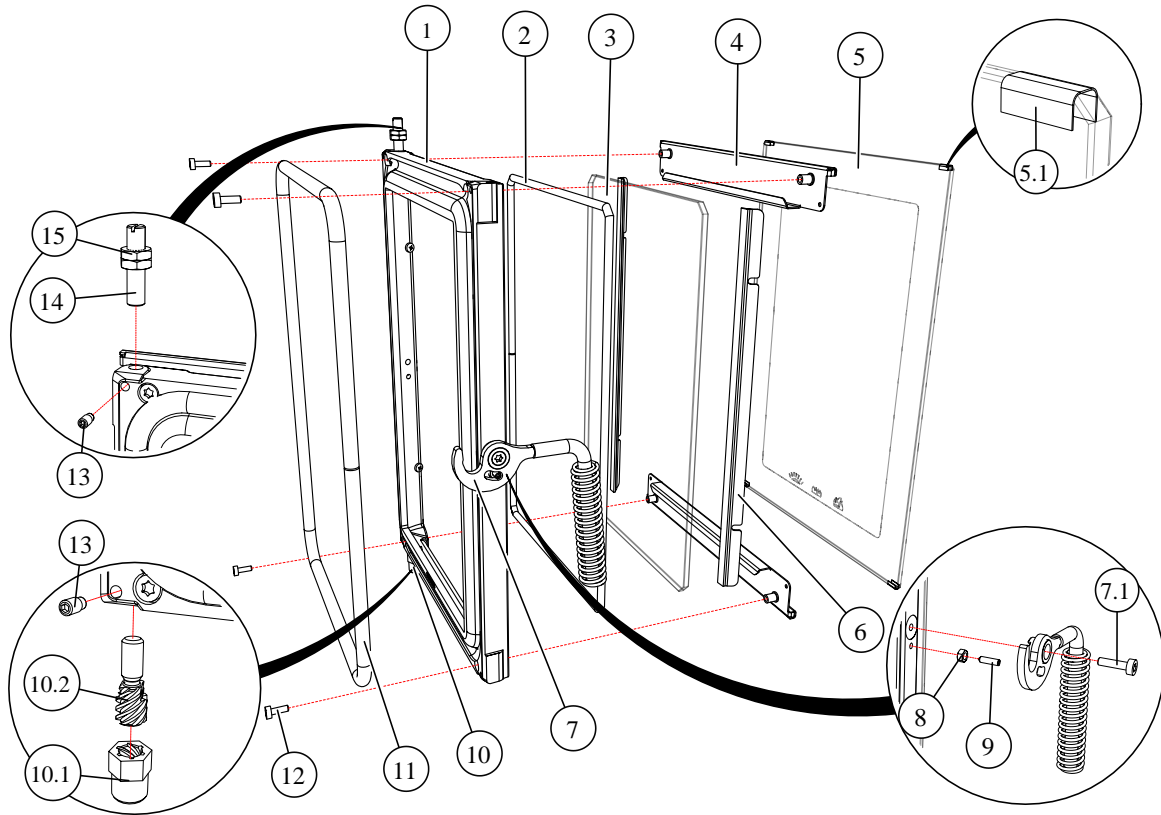
Item	Part No.	Designation	No.	Item	Part No.	Designation	No.
5	02522	Torx cylinder screw M8x16	4	13	800051	Torx cylinder screw M6x30	2
6	D003210	Air inlet spring	2	14	02523	Torx cylinder screw M8x25	8

4.10 DHT WITH SINGLE GLAZING (D010208-X)



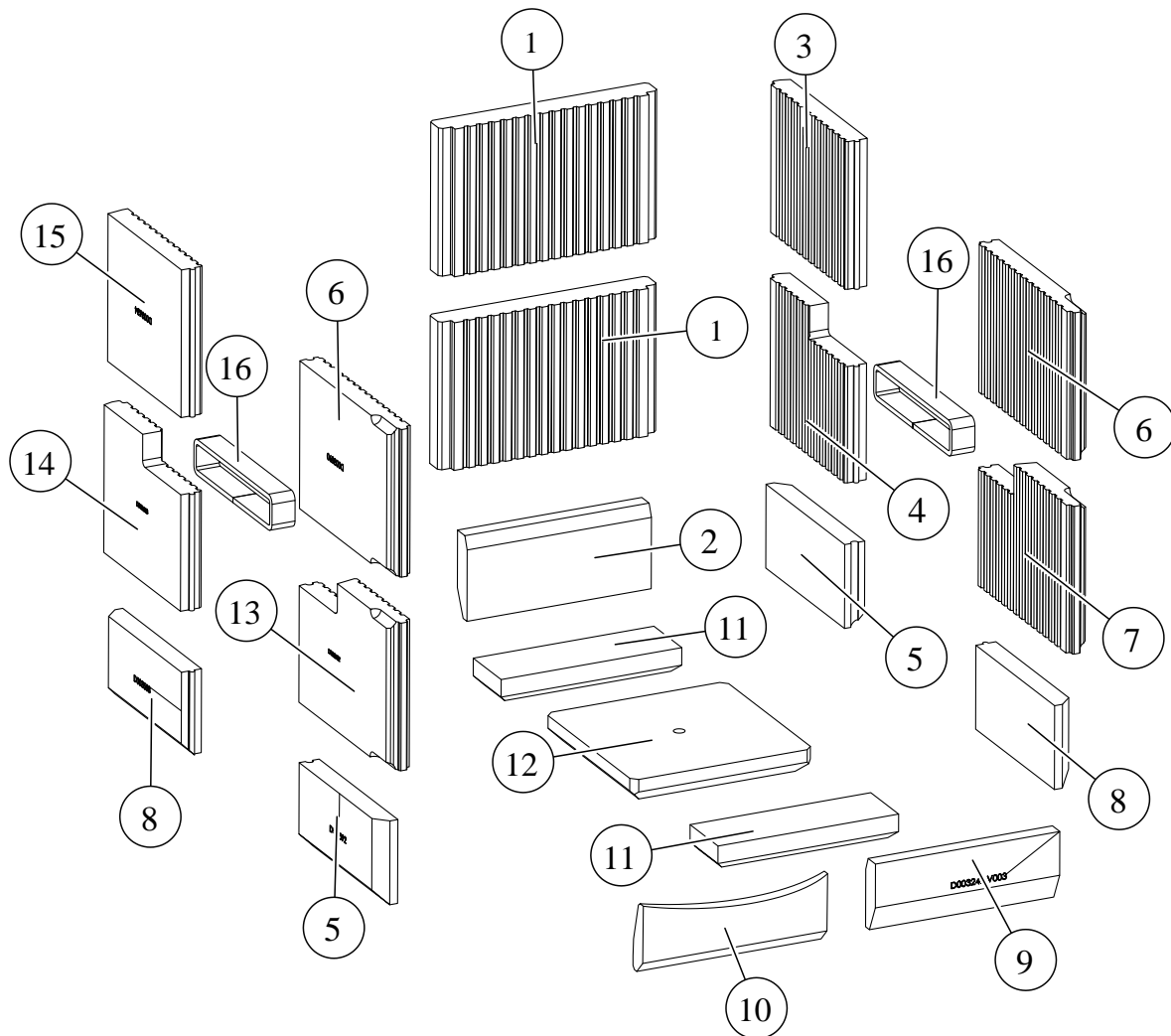
Item	Part No.	Designation	No.	Item	Part No.	Designation	No.
1	08284	Single glass door frame	1	6	01116	Threaded pin M5x16	1
2	D010181	Single glass door sealing rope	1	7	800216	Hexagon nut M5	1
3	02197 02198	External glass with black / stainless steel edge	1	8	02207	HKD-6 glass holder	2
4	D010221-X	Glass pane fixing screw assembly	4	9	D010173	Front door frame sealing rope	1
4.1	00969	Isolating plate	4	10	900125	Trapezoid thread lifting hinge assembly	1
4.2	01839 01840	Screw cup washer 8-16 for black / stainless steel	4	10.1	D009348	Trapezoid hinge bolt	1
4.3	01836 01837	Countersunk screw M5x16 for black / stainless steel	4	10.2	D009347	Trapezoidal threaded sleeve with hexagon	1
4.4	01842	Fabric hose	4	11	00734	Threaded pin M5x8	2
5	02056	Door handle assembly M16	1	12	800130	Hexagon nut M8	2
5.1	800221	Torx cylinder screw M6x20	1	13	02057	Upper hinge bolt	1

4.11 DHT WITH DOUBLE GLAZING (D010207-X)



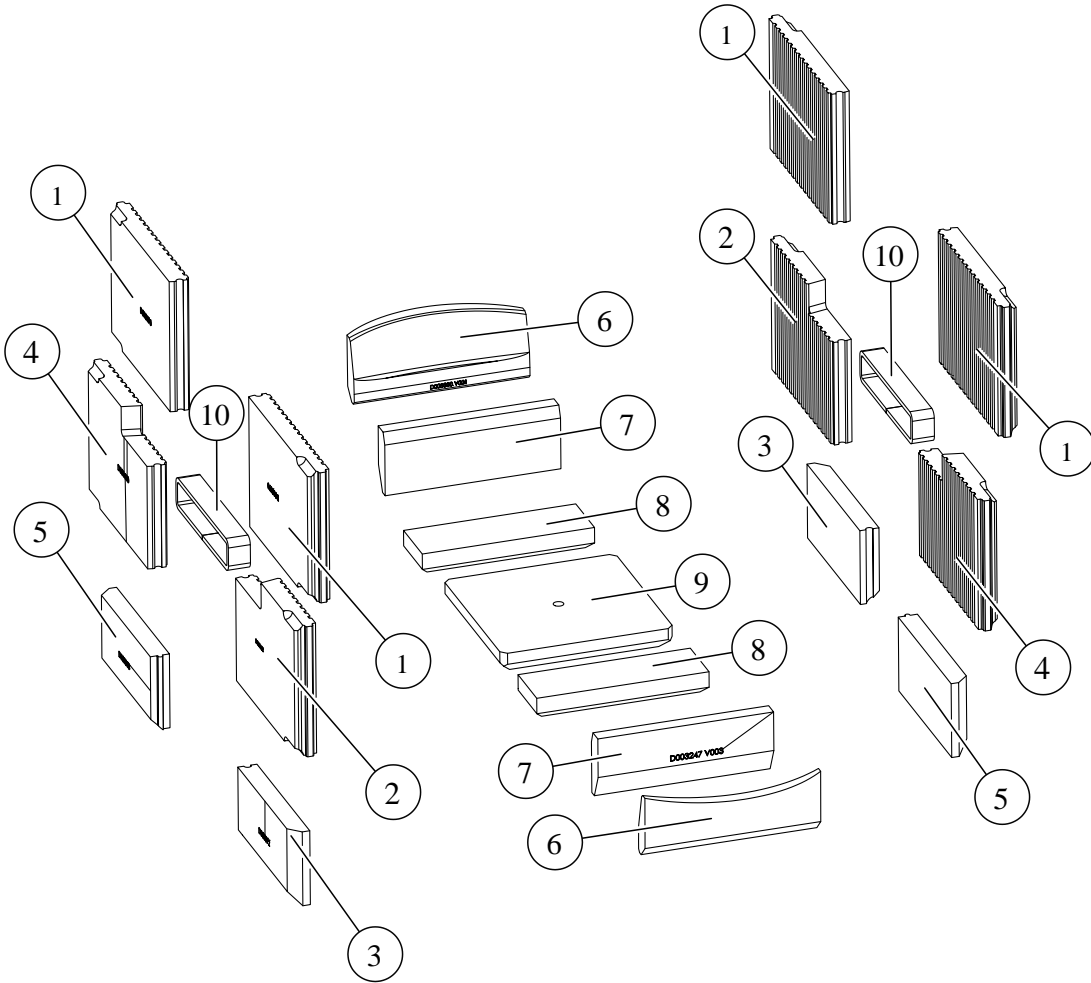
Item	Part No.	Designation	No.	Item	Part No.	Designation	No.
1	08254	Double glass door frame	1	9	01116	Threaded pin M5x16	1
2	D010175	Double glass door frame sealing rope	1	10	900125	Trapezoid thread lifting hinge assembly	1
3	02069	Inner glass pane	1	10.1	D009347	Trapezoidal threaded sleeve with hexagon	1
4	D010219-X	Holding bracket complete assembly	2	10.2	D009348	Trapezoid hinge bolt	1
5	D010220-X	External glass pane assembly with seal	1	11	D010173	Front door frame sealing rope	1
5.1	D009324	Glass pane holding bracket sealing tape	4	12	800307	Cylinder screw TX25 M5x12	4
6	D010218	Clamping rail assembly with sealing tape	2	13	00734	Threaded pin M5x8	2
7	02056	Door handle assembly M16	1	14	02057	Upper hinge bolt	1
7.1	800221	Torx cylinder screw M6x16	1	15	800130	Hexagon nut M8	2
8	800216	Hexagon nut M5	1				

4.12 INNER LININGS (D003618)



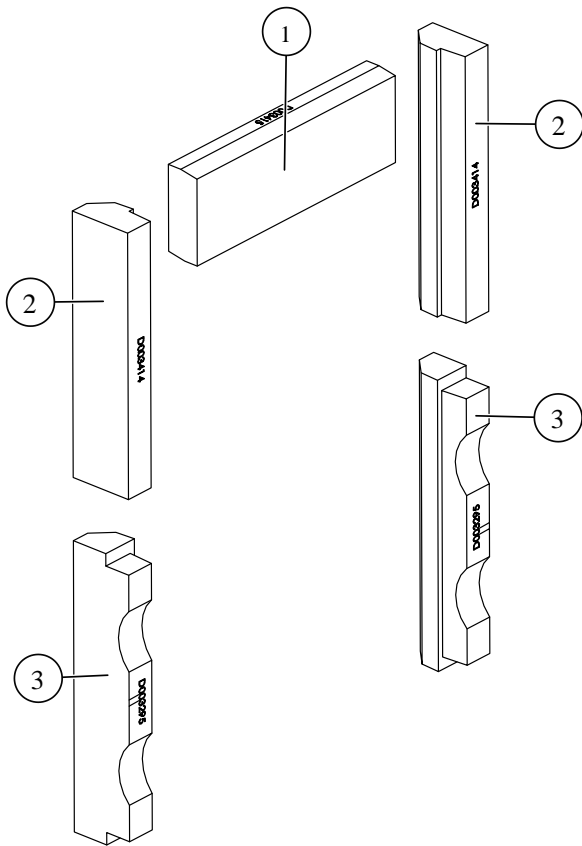
Item	Part No.	Designation	No.	Item	Part No.	Designation	No.
1	D003234	Chamotte back wall	2	9	D003247	Front wedge (for flat)	1
2	D003230	Rear wedge	1	10	D003330	Round front wedge (for round)	1
3	D003591	Inner lining SW 6	1	11	D003589	xl bottom plate	2
4	D003631	Inner lining SW 2	1	12	D003232	Bottom plate	1
5	D003592	xl rear side wedge	2	13	D003632	Inner lining SW 3	1
6	D003590	Inner lining SW 5	2	14	D003633	Inner lining SW 4	1
7	D003630	Inner lining SW 1	1	15	D003634	Inner lining SW 7	1
8	D003588	xl side wedge	2	16	20000	Ceramic fibre sealing 650x60x25 mm	2

4.13 KIT OF INNER LININGS FOR TUNNEL (D003621)



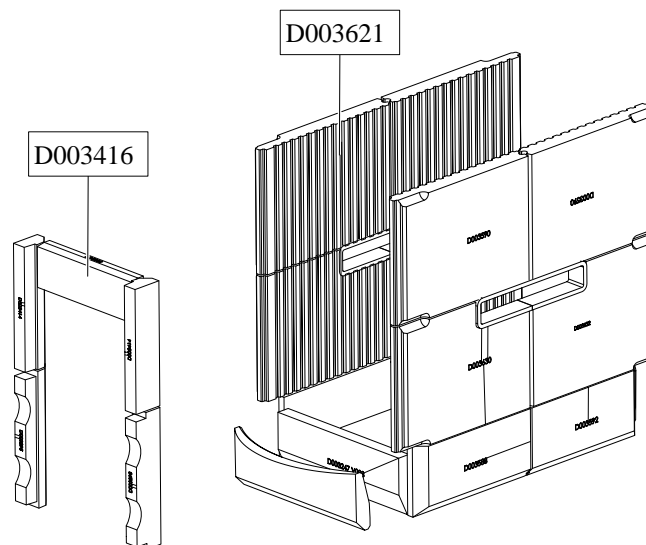
Item	Part No.	Designation	No.	Item	Part No.	Designation	No.
1	D003590	Inner lining SW 5	4	6	D003330	Round front wedge (for round)	1
2	D003632	Inner lining SW 3	2	7	D003247	Front wedge (for flat)	2
3	D003592	xl rear side wedge	2	8	D003589	xl bottom plate	2
4	D003630	Inner lining SW 1	2	9	D003232	Bottom plate	1
5	D003588	xl side wedge	2	10	20000	Ceramic fibre sealing 650x60x25 mm	2

4.14 INNER LININGS EXTENSION KIT (D003416)

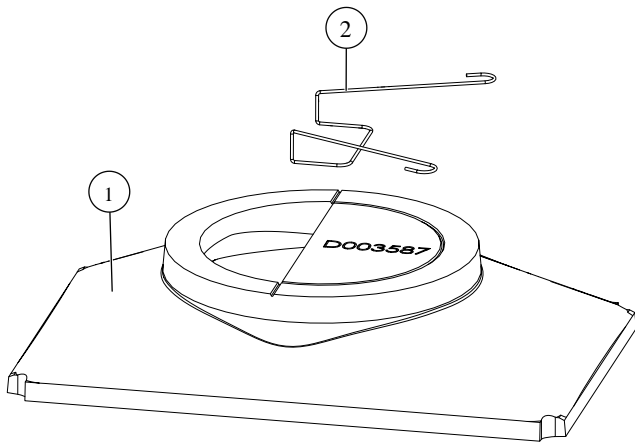


Item	Part No.	Designation	No.
1	D003415	HKD2.6 air distributor cover	1
2	D003414	HKD2.6 upper door mounting stone	2
3	D003295	HKD2.6 door mounting stone	2

4.15 KIT OF INNER LININGS FOR HKD 2.2 DHT XL (D003619)

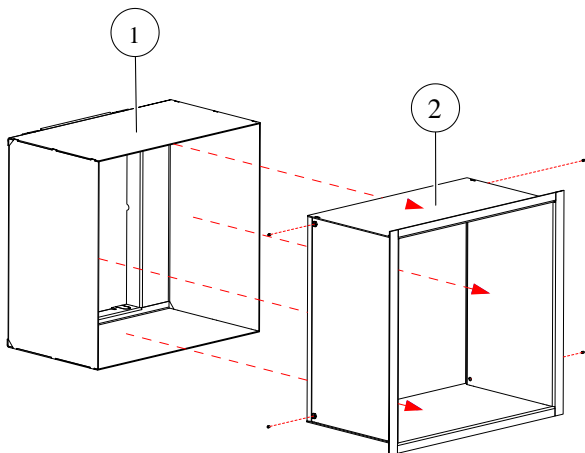


4.16 COMBUSTION CHAMBER TOP COVER (D003669)



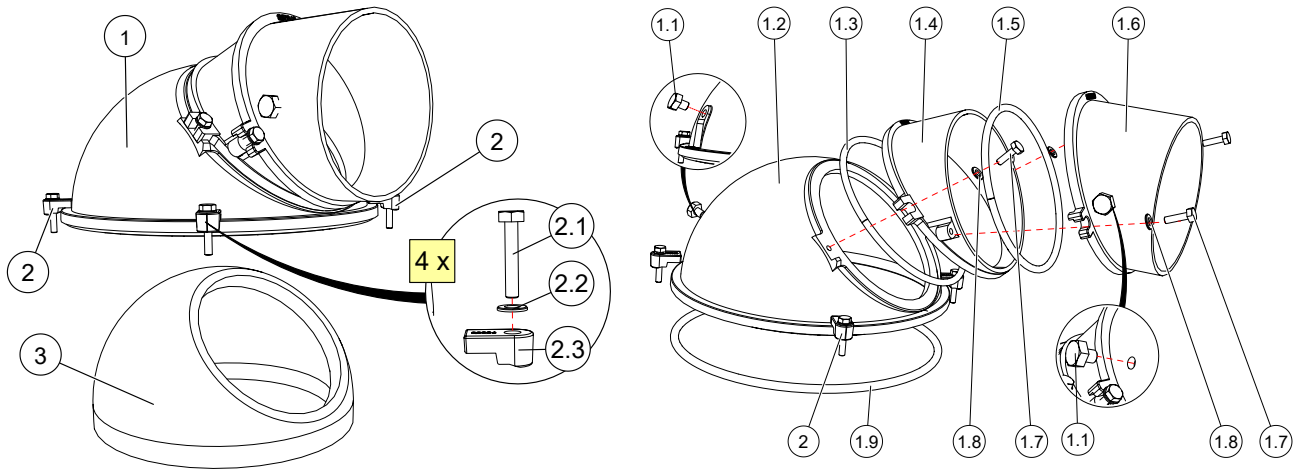
Item	Part No.	Designation	No.
1	D003587	xl top cover	1
2	D003536	Mounting aid for ceramic fibre top cover 2.2	1

4.17 DHT DOOR COLLAR FRAME (D003473)



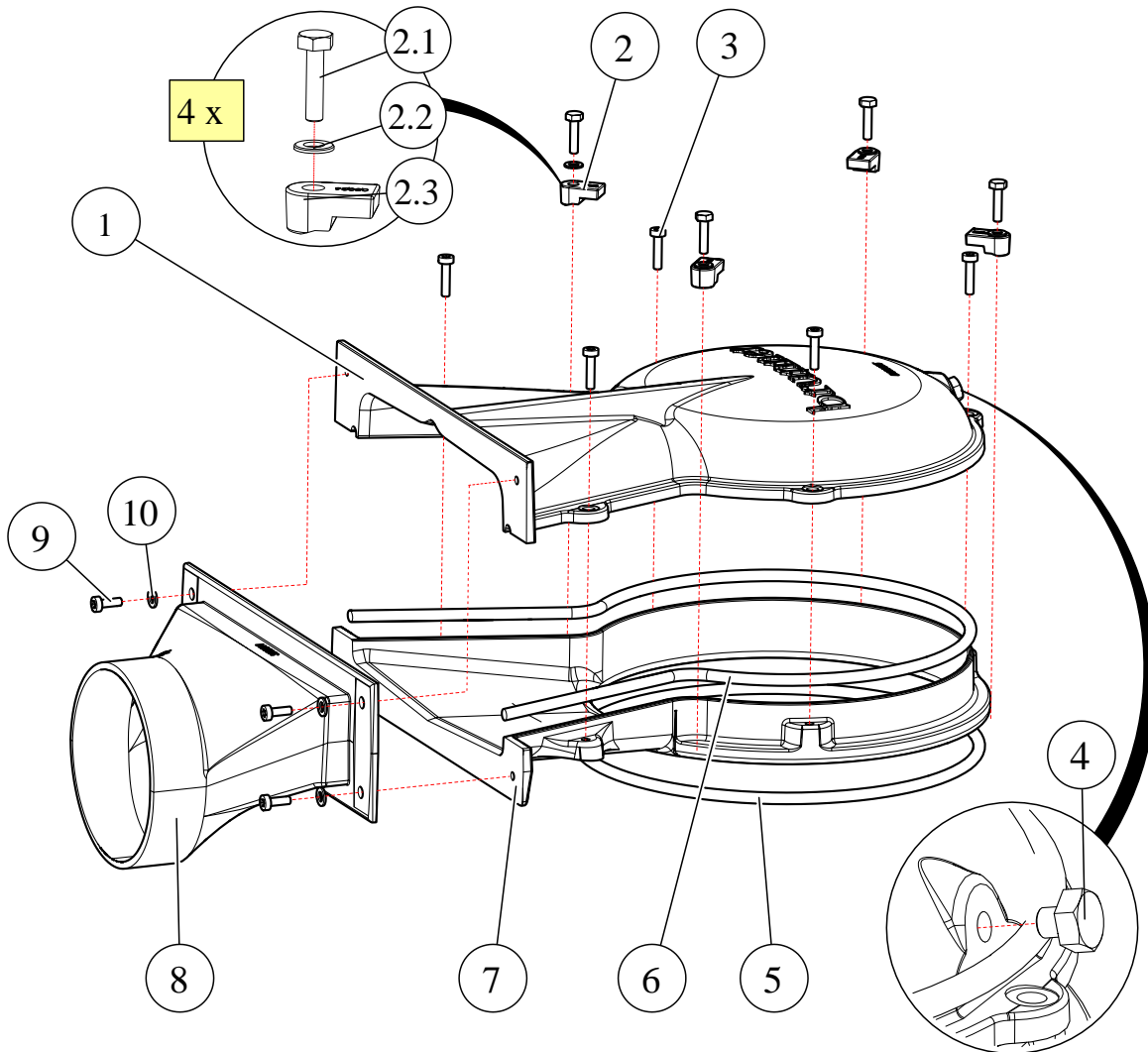
Item	Designation	No.
1	Inner part of collar frame assembly	1
2	Outer part of collar frame assembly	1

4.18 CAST IRON TURNING DOME, COMPLETE ASSEMBLY (D009363)



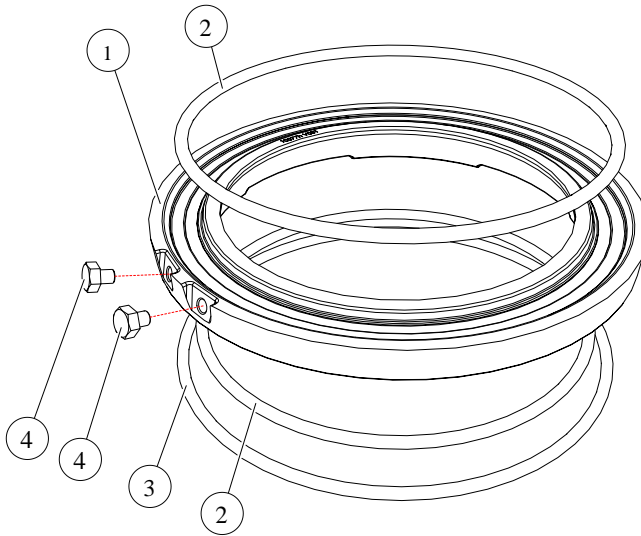
Item	Part No.	Designation	No.	Item	Part No.	Designation	No.
1	D009224	Dome assembly	1	1.8	800267	Glass pane	4
1.1	800097	Hexagon screw M12x12	2	1.9	D009262	Dome sealing rope	1
1.2	07027	Dome	1	2	D009361	Clamps with M8x40 screws	4
1.3	D009258	Intermediate bend sealing rope	1	2.1	00229	Hexagon screw M8x40	4
1.4	07028	Intermediate bend	1	2.2	00605	Glass pane	4
1.5	D009259	Connection bend sealing rope	1	2.3	08036	Clamp	4
1.6	07029	180mm connection bend	1	3	00438	Dome inner lining	1
1.7	00683	Hexagon screw M8x25	4				

4.19 FLAT CAST IRON DOME (D003664)



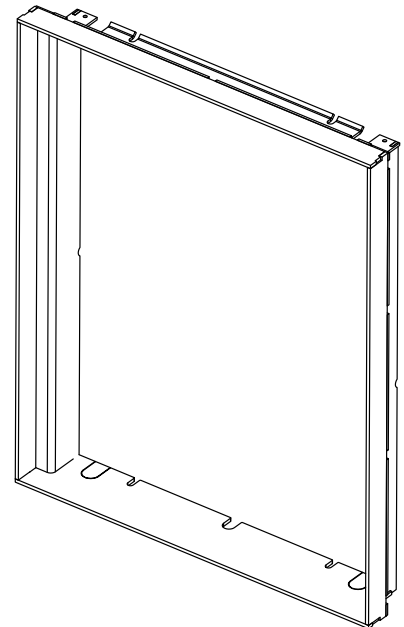
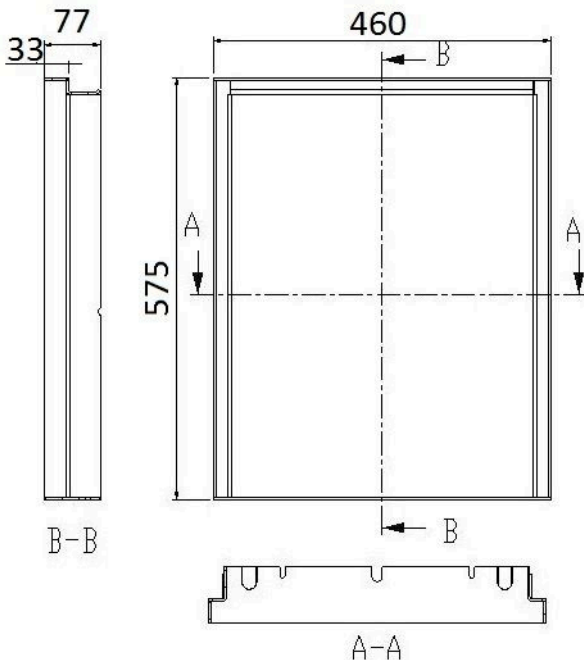
Item	Part No.	Designation	No.	Item	Part No.	Designation	No.
1	D003665	Flat dome upper part	1	5	D003667	Lower dome part seal	1
2	D009361	Top cover clamp assembly	4	6	D003668	Upper dome part seal	1
2.1	00229	Hexagon screw M8x40	4	7	D003666	Flat dome lower part	1
2.2	00605	Glass pane	4	8	S003010	Nozzle cover assembly	1
2.3	08036	Clamp	4	9	00806	Cylinder screw M8x20	4
3	800060	Cylinder screw M8x30	5	10	800047	Glass pane	4
4	800096	Hexagon screw M12x10	1				

4.20 MOUNTING RING MAS 440 (10077)

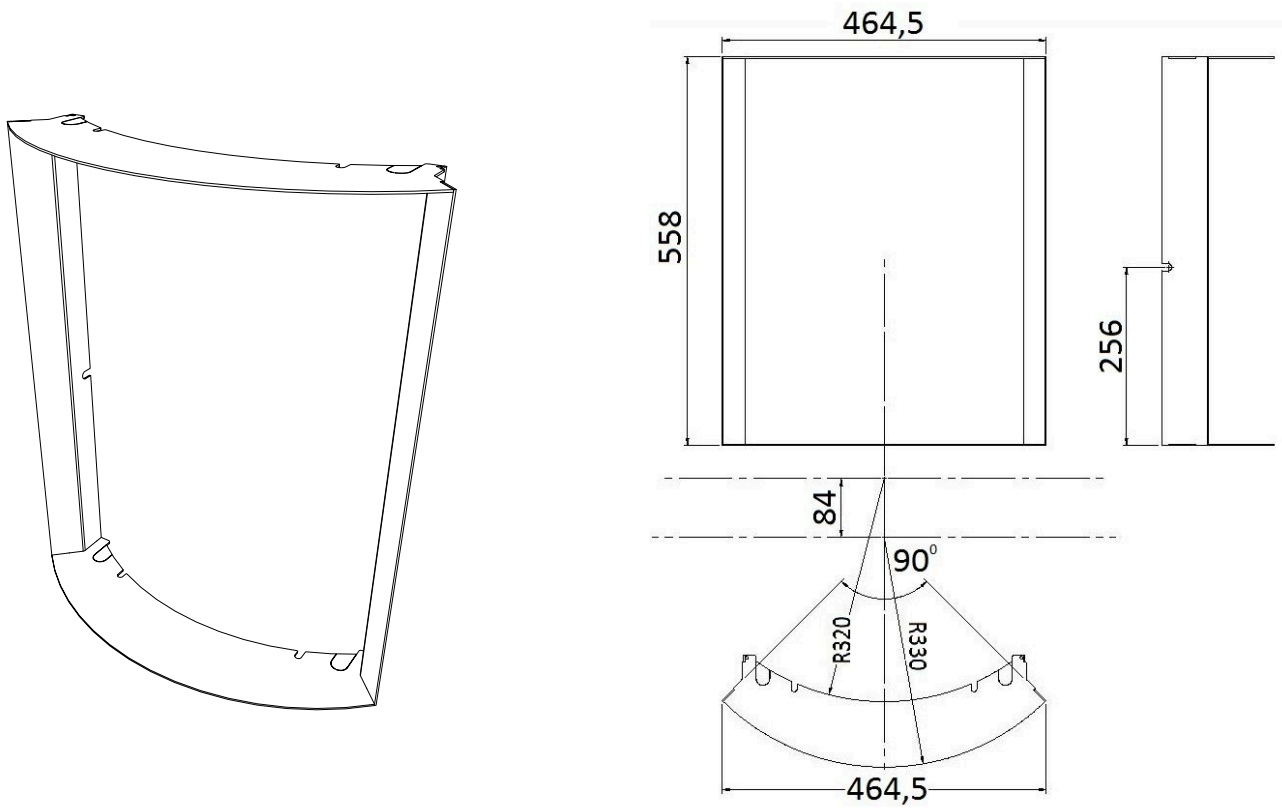


Item	Part No.	Designation	No.
1	10077h	Modular accumulator mounting ring	1
2	R009027	Upper-lower sealing for mounting ring	2
3	R009028	Mounting ring bottom sealing	1
4	800097	Hexagon screw M12x12	2
Accessories kit: 4 x threaded pin			

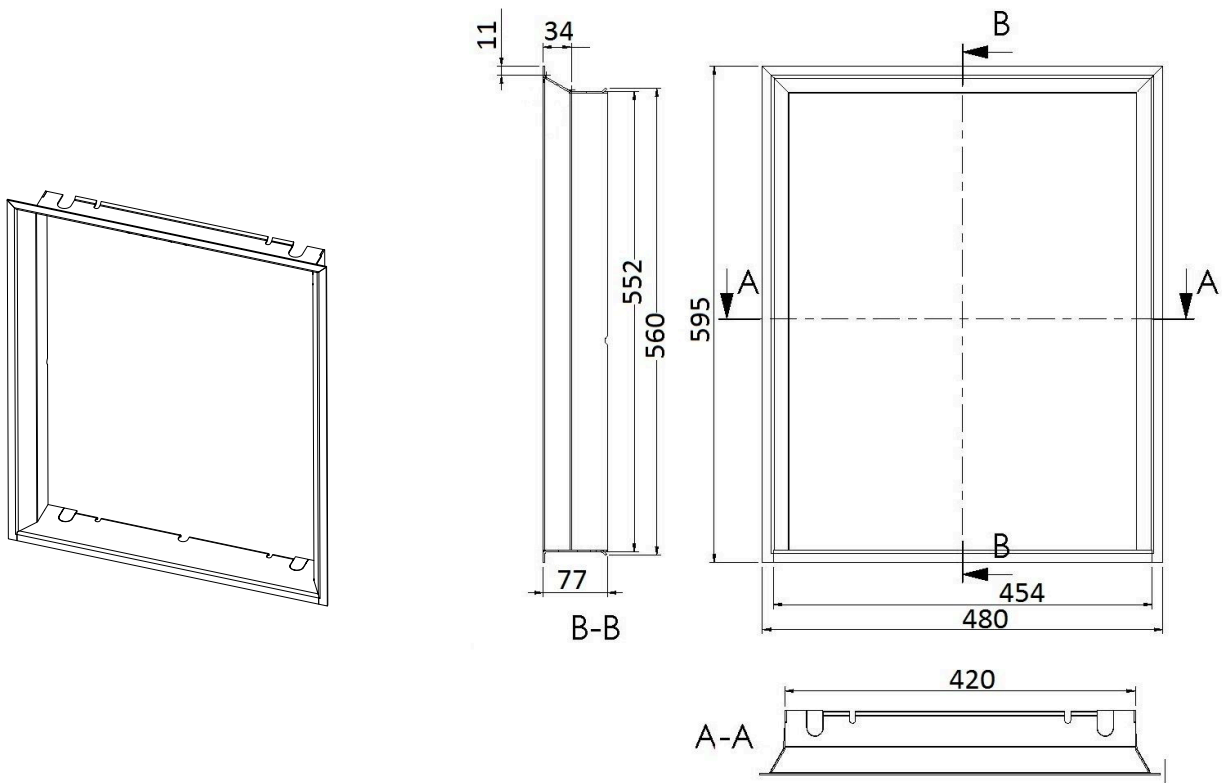
4.21 MOUNTING FRAME (D003542-X)



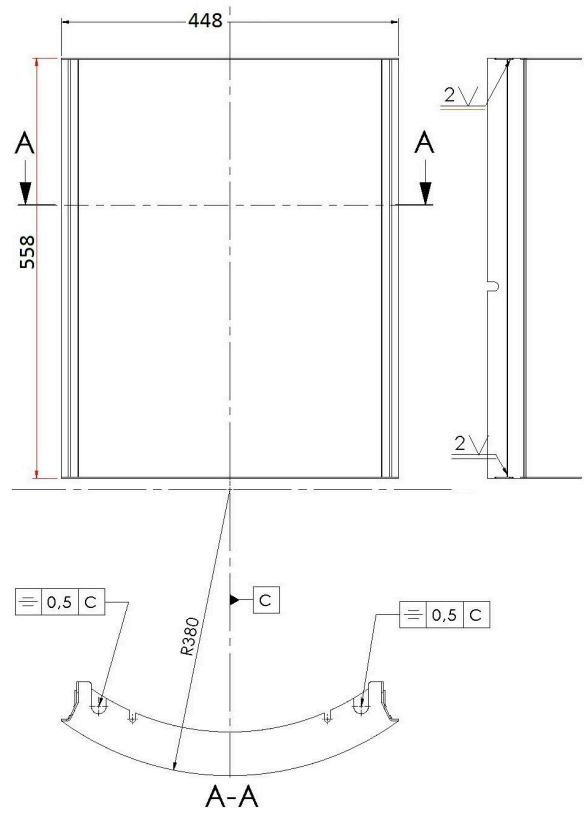
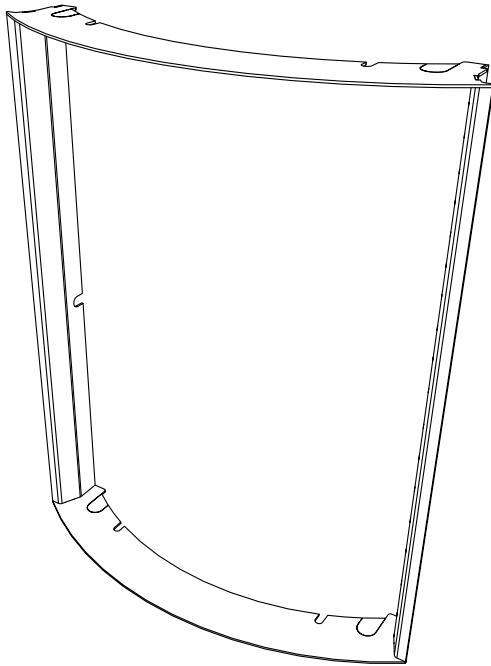
4.22 MOUNTING FRAME R330 (D003545-X)

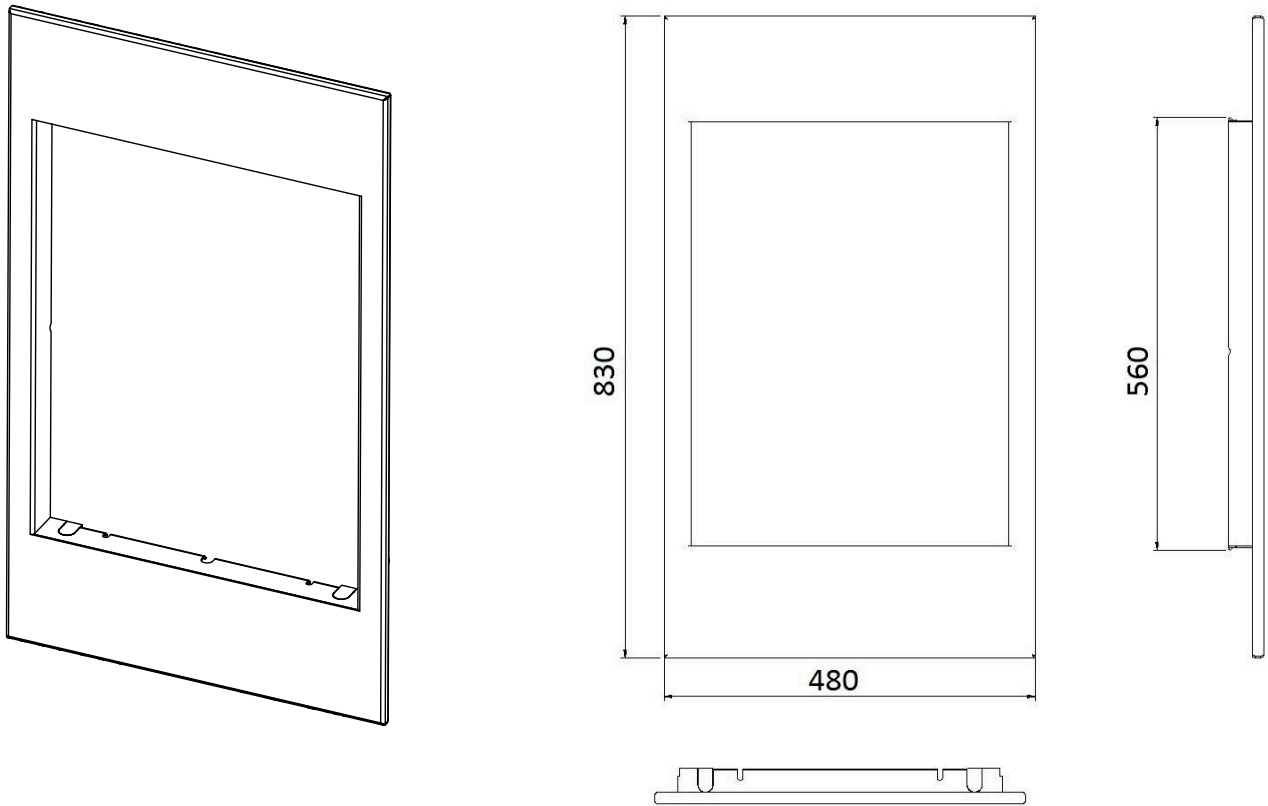


4.23 DOOR FINISHING FRAME (10463, 10464)

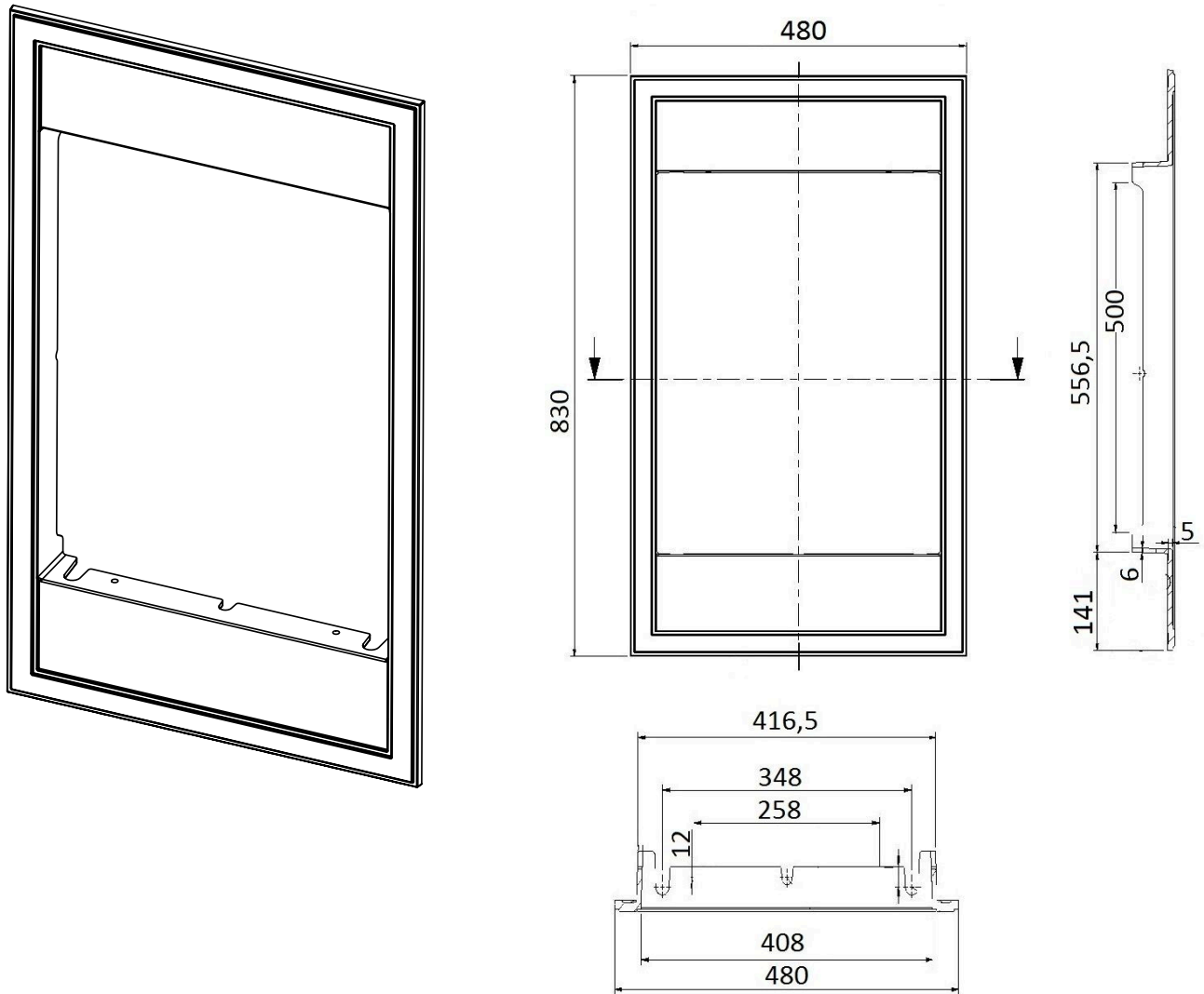


**4.24 DOOR FINISHING FRAME R380 BLACK/STAINLESS STEEL
(10474 / 10475)**



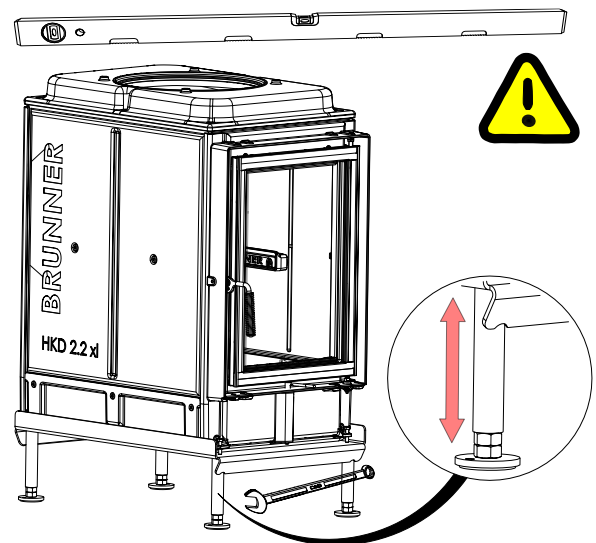
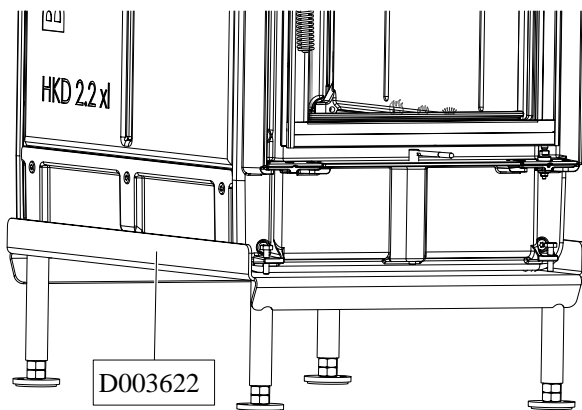
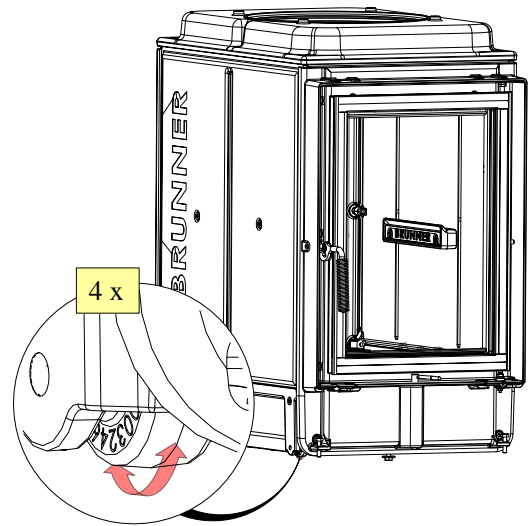
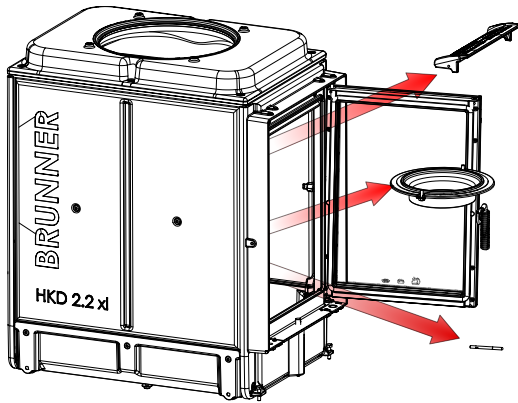
4.25 BLACK STEEL FRONT PLATE 480X830 (10467)

4.26 CAST IRON FRONT PLATE 480X830 HKD 2.2F (10188)

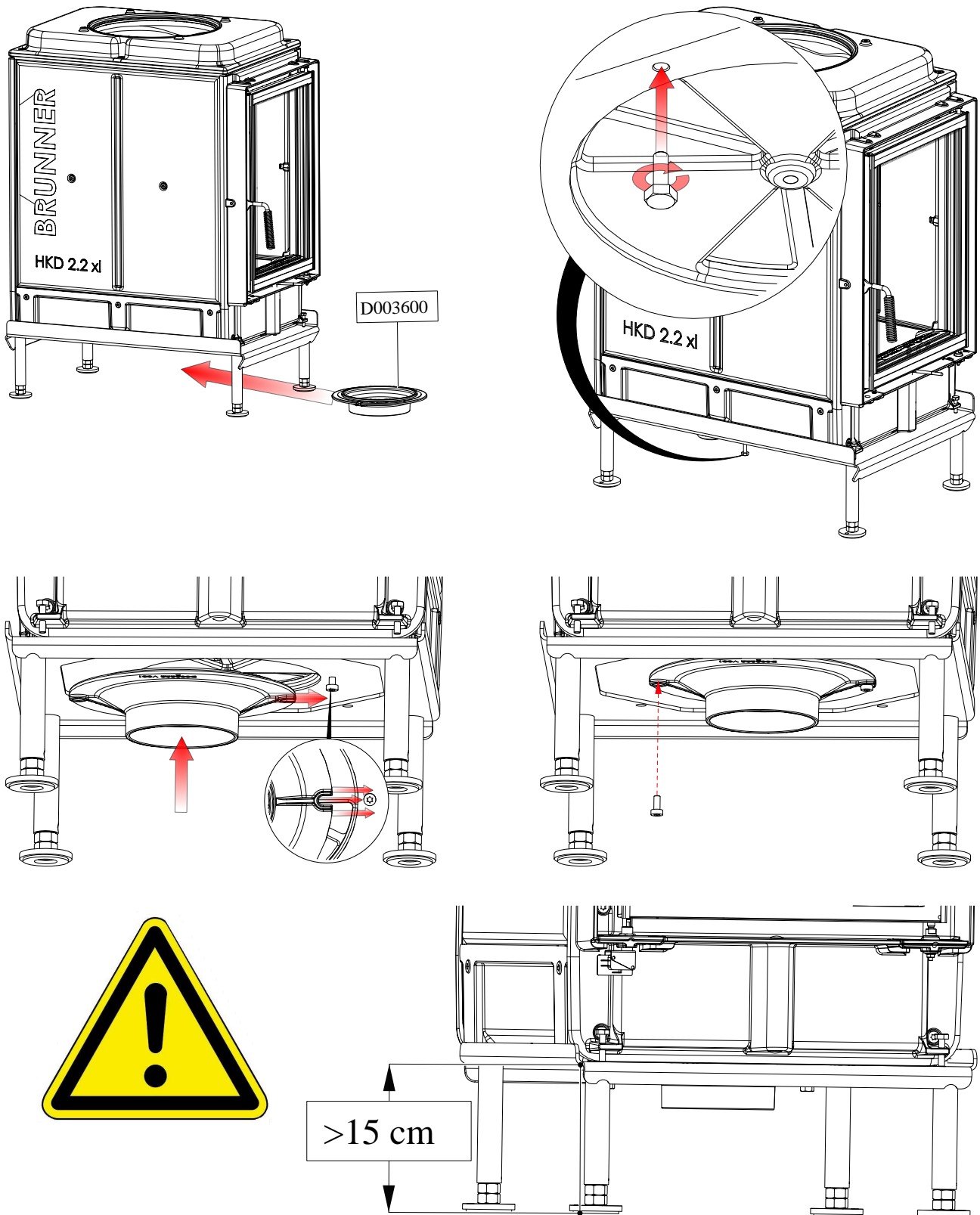


5 INSTALLATION

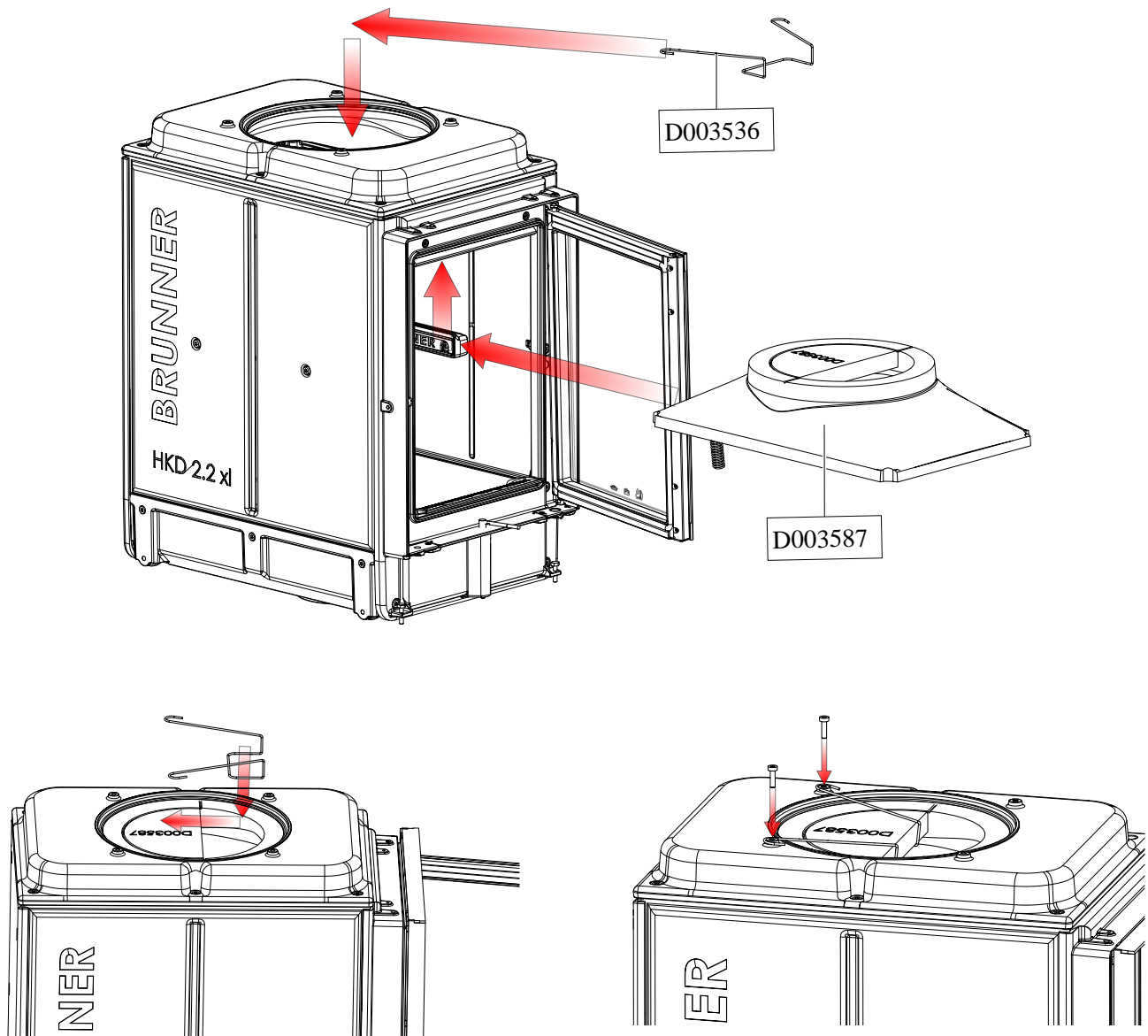
5.1 LEVELLING OF HKD 2.2 XL



5.2 COMBUSTION AIR CONNECTION 2.2XL



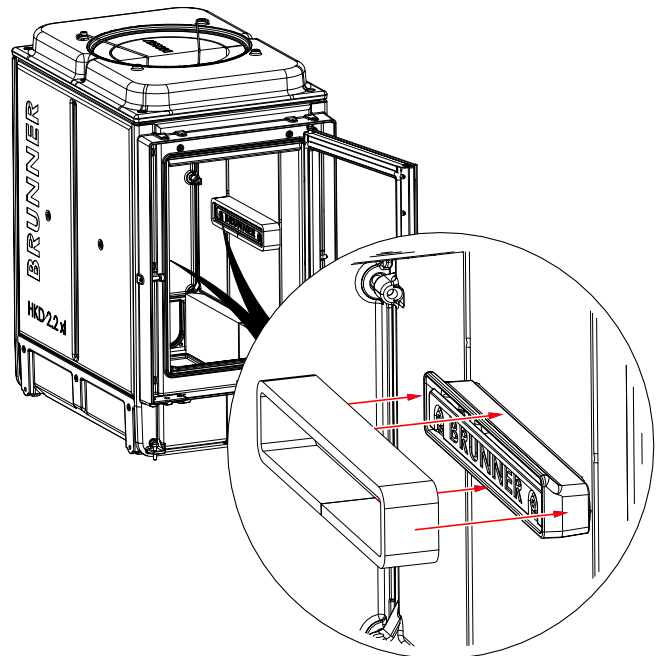
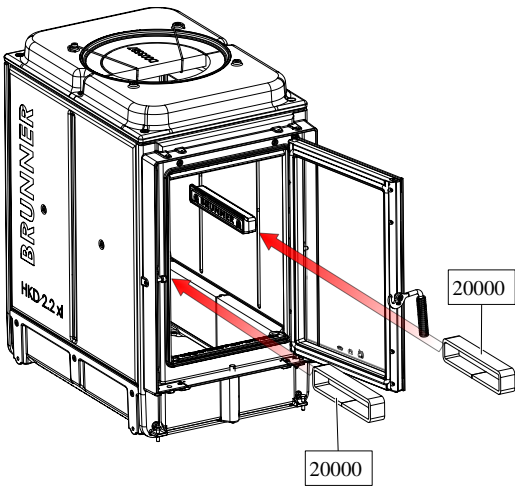
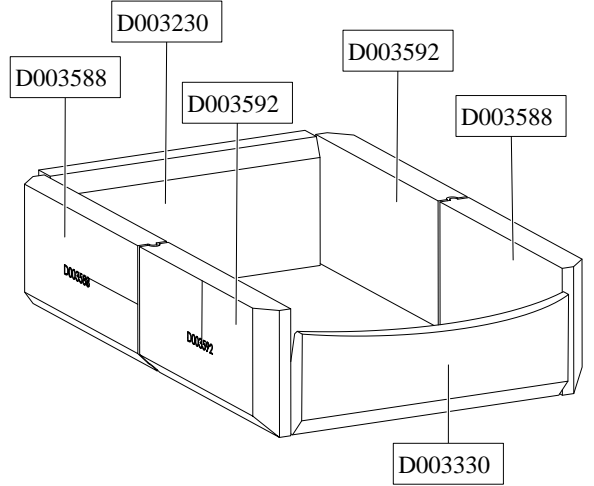
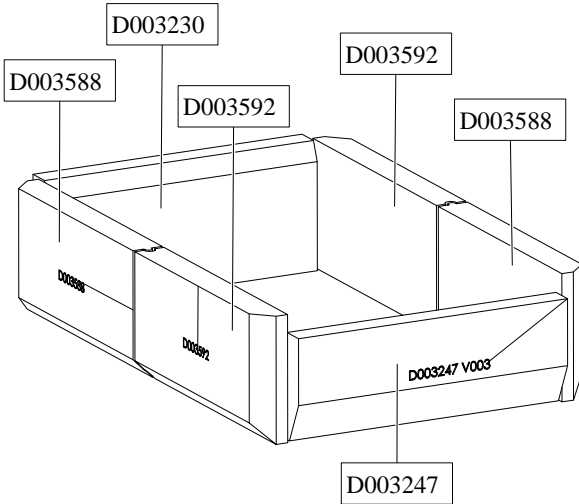


5.3 INSERTING OF THE ISO TOP COVER (D003669)

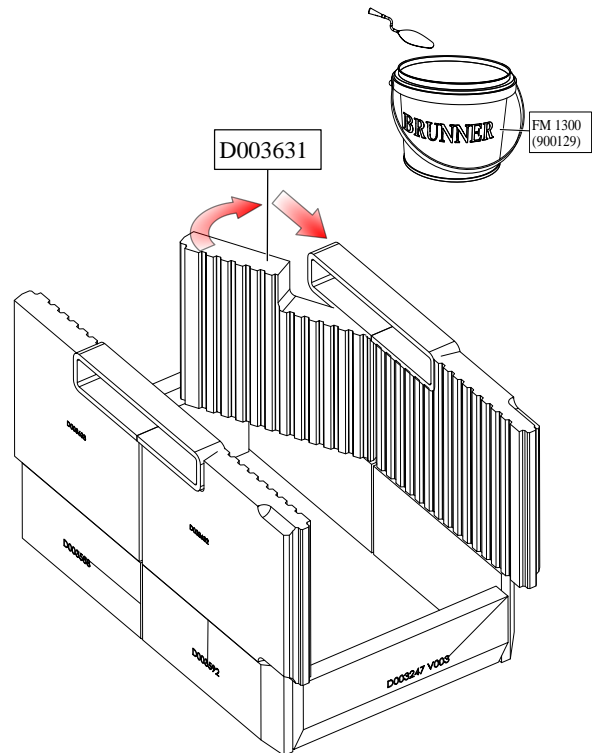
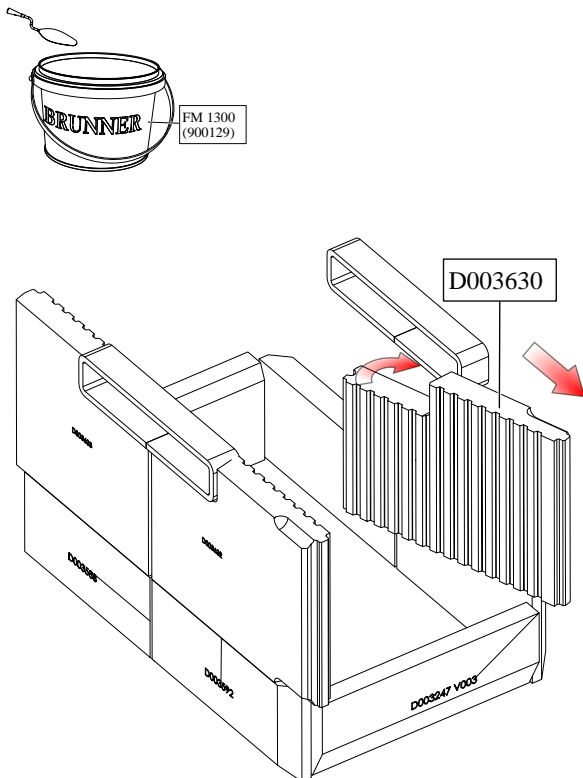
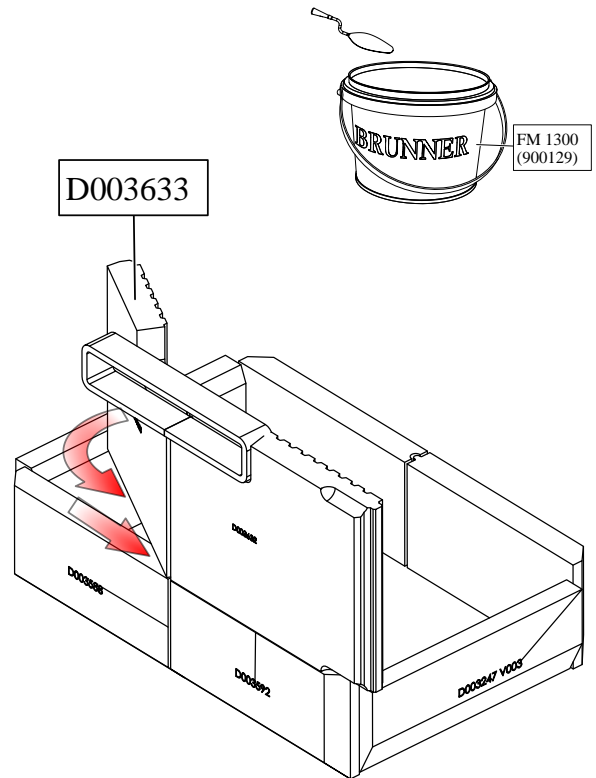
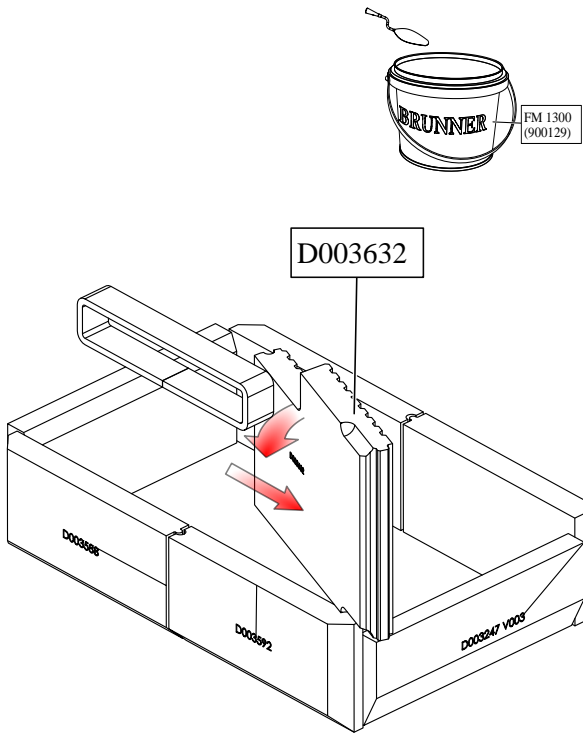


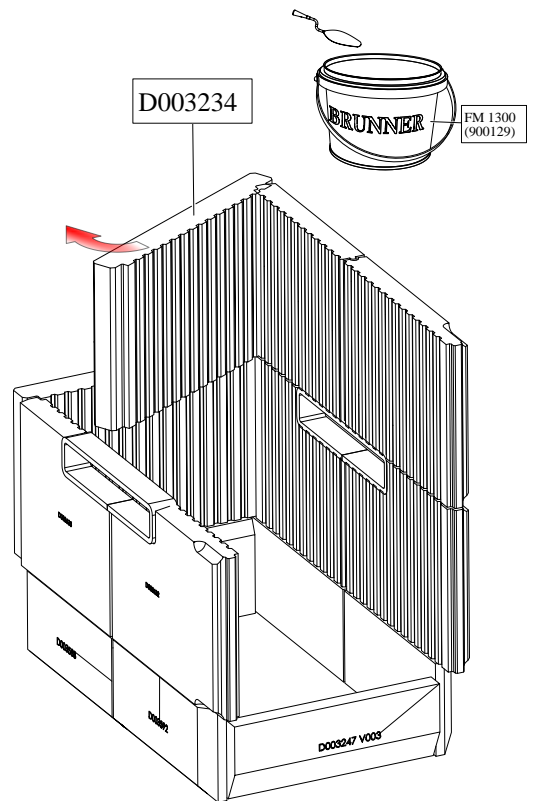
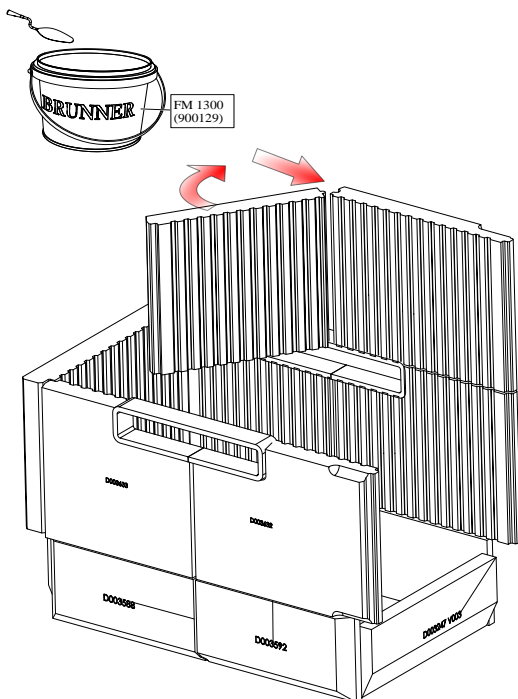
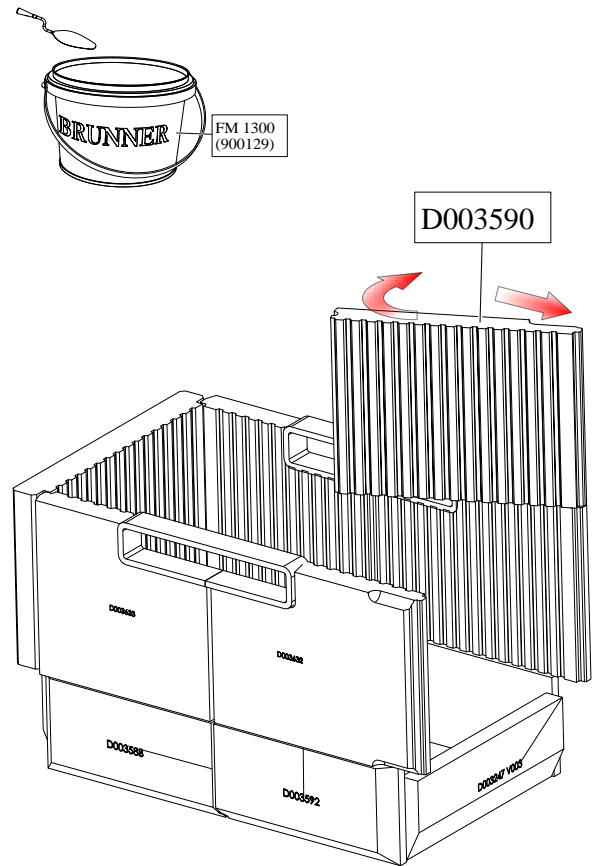
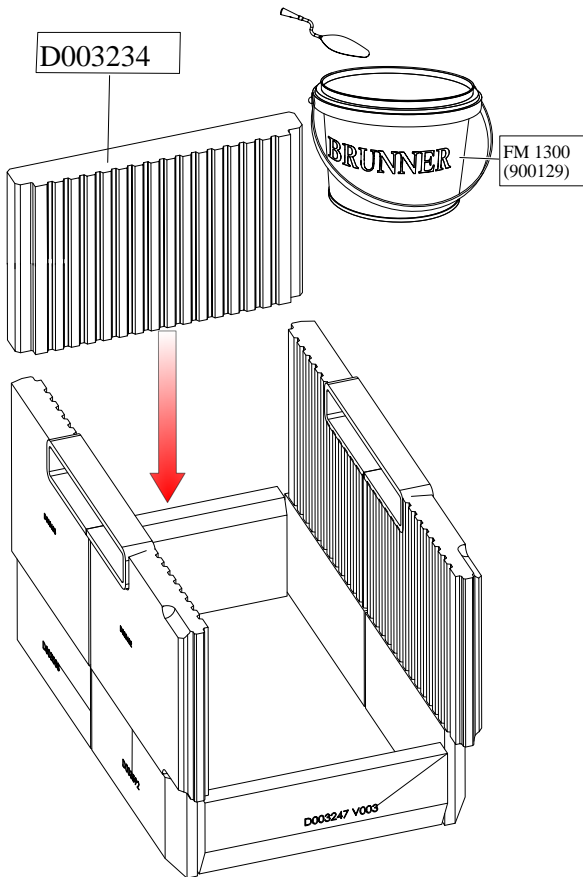
5.4 ASSEMBLY OF INNER LININGS (D003618)

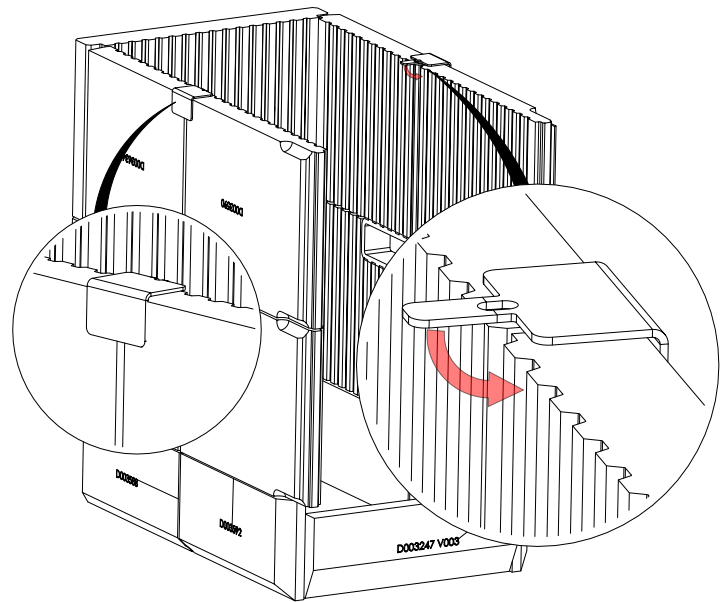
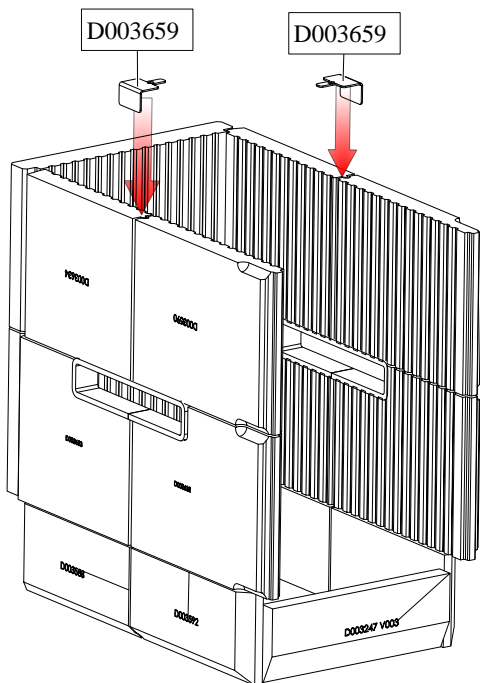
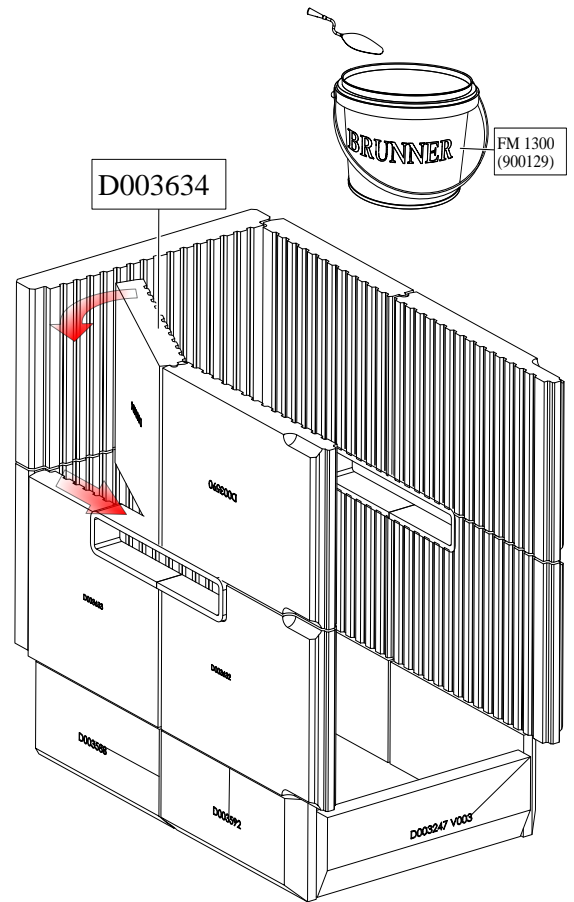
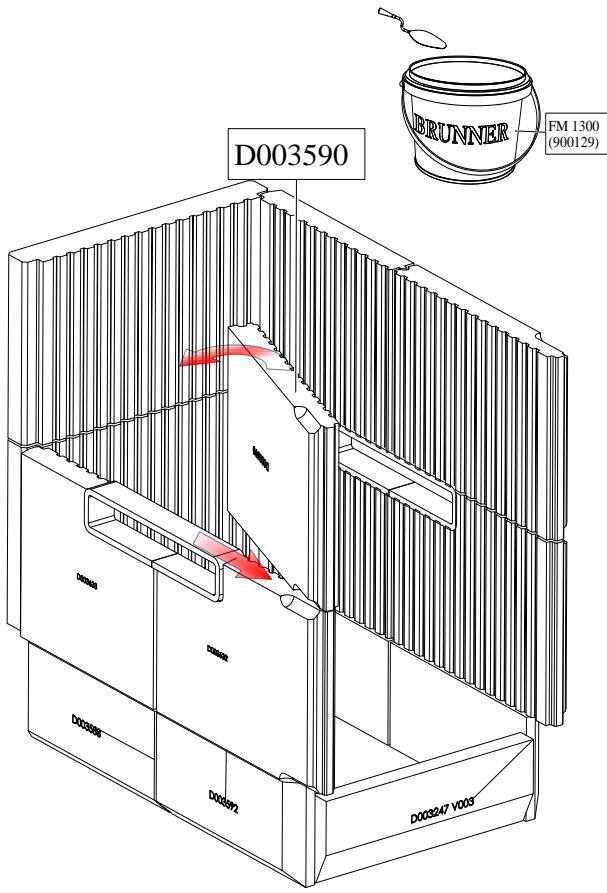
HKD 2.2 XL flat:

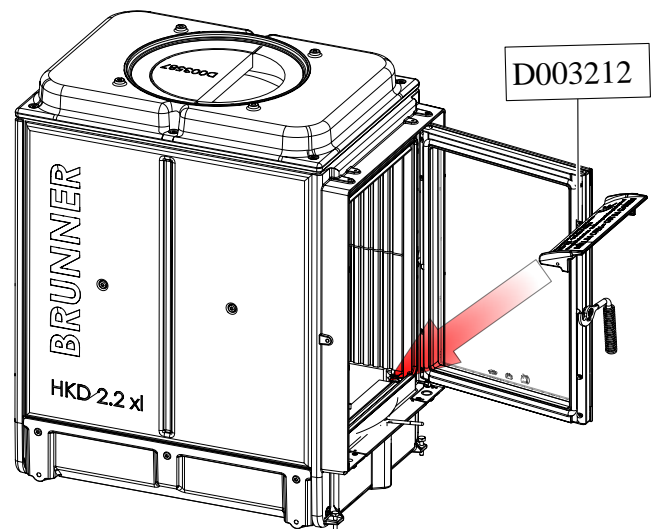
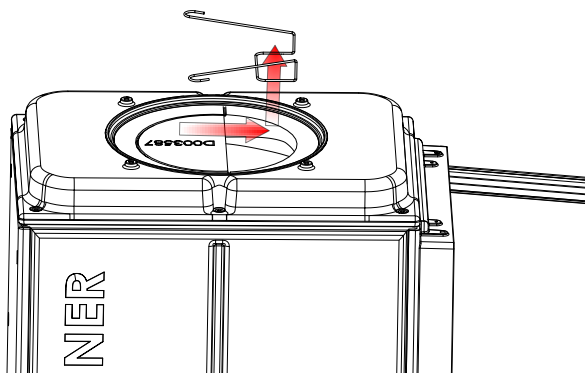
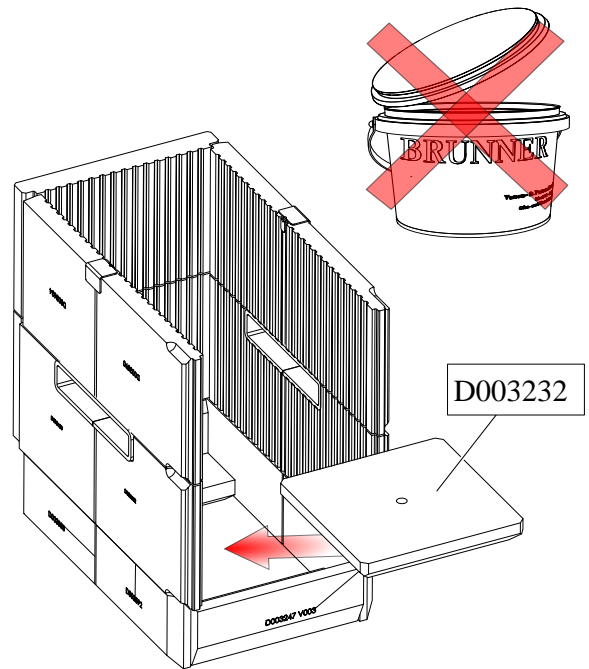
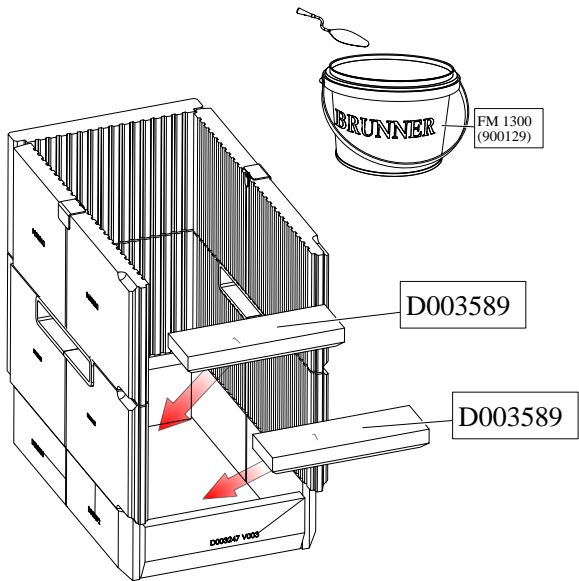
HKD 2.2 XL round:







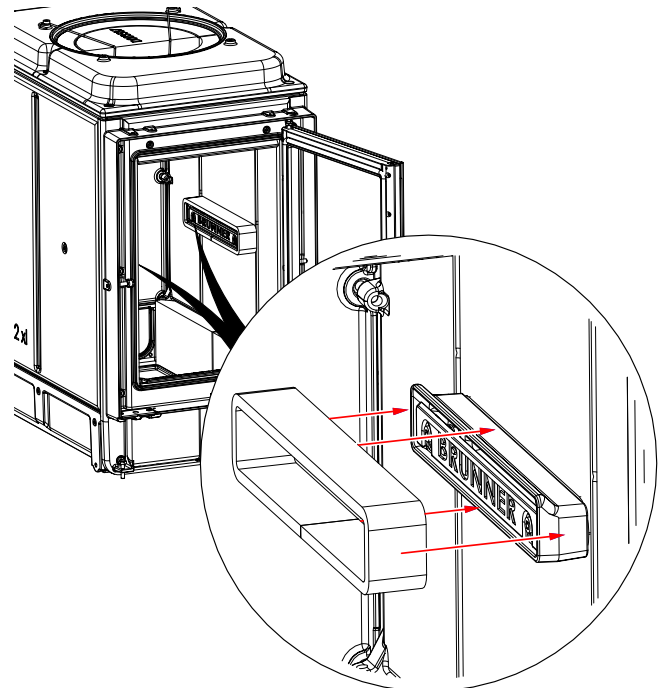
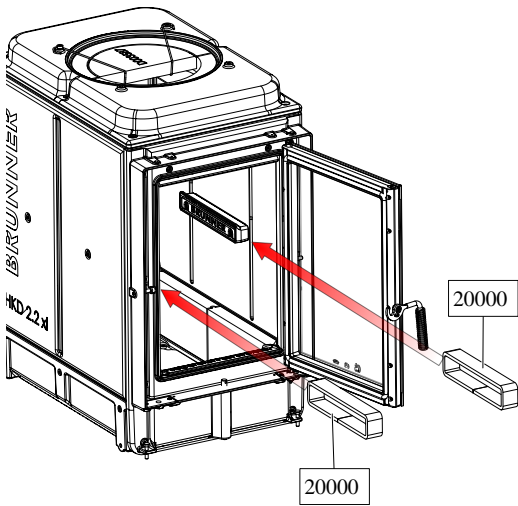
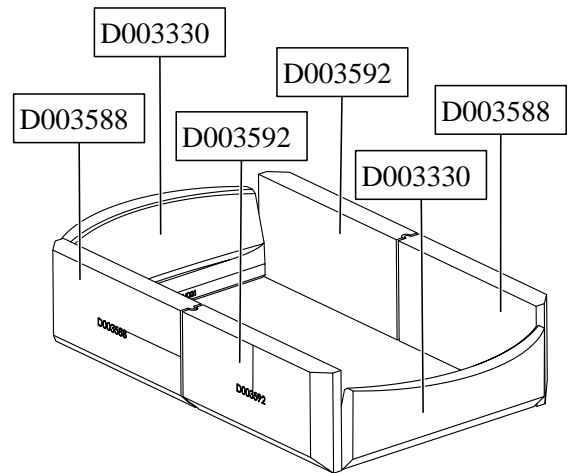
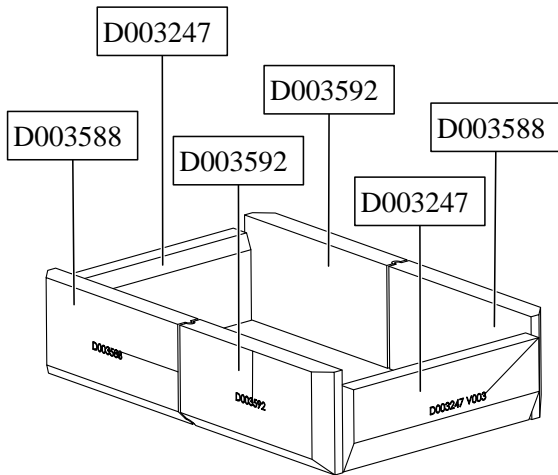




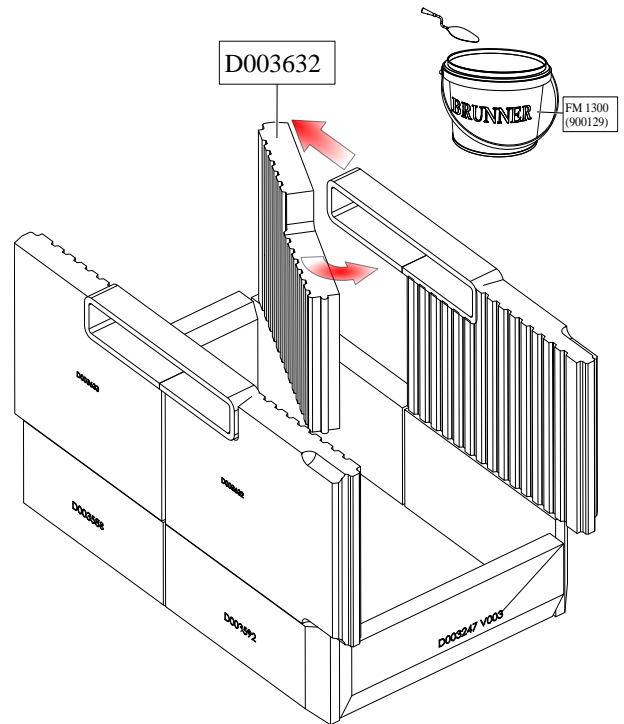
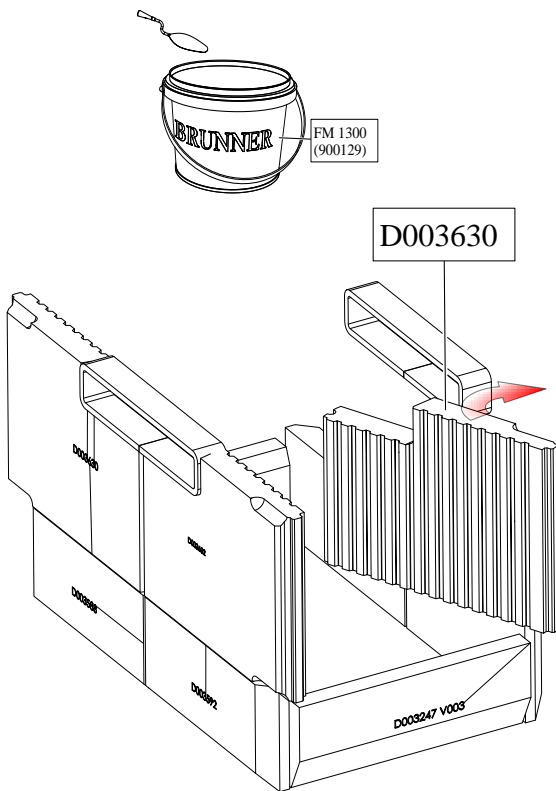
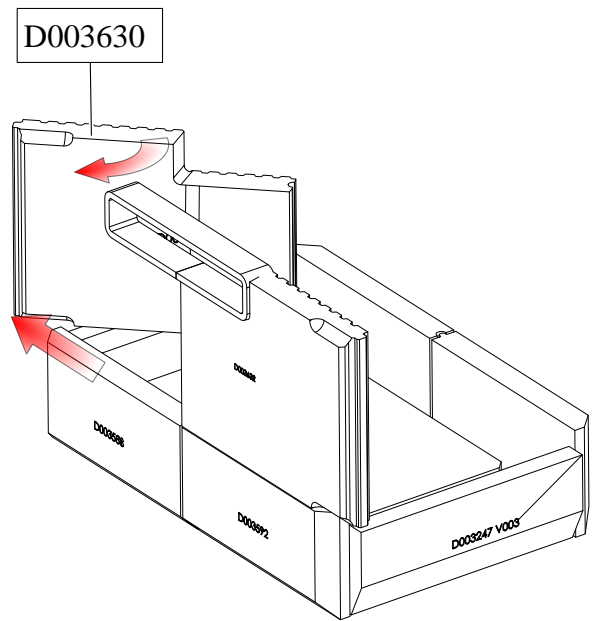
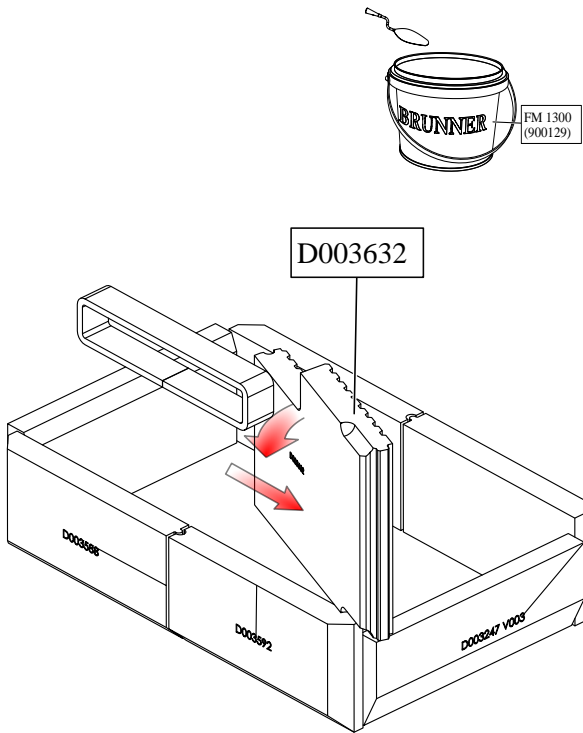


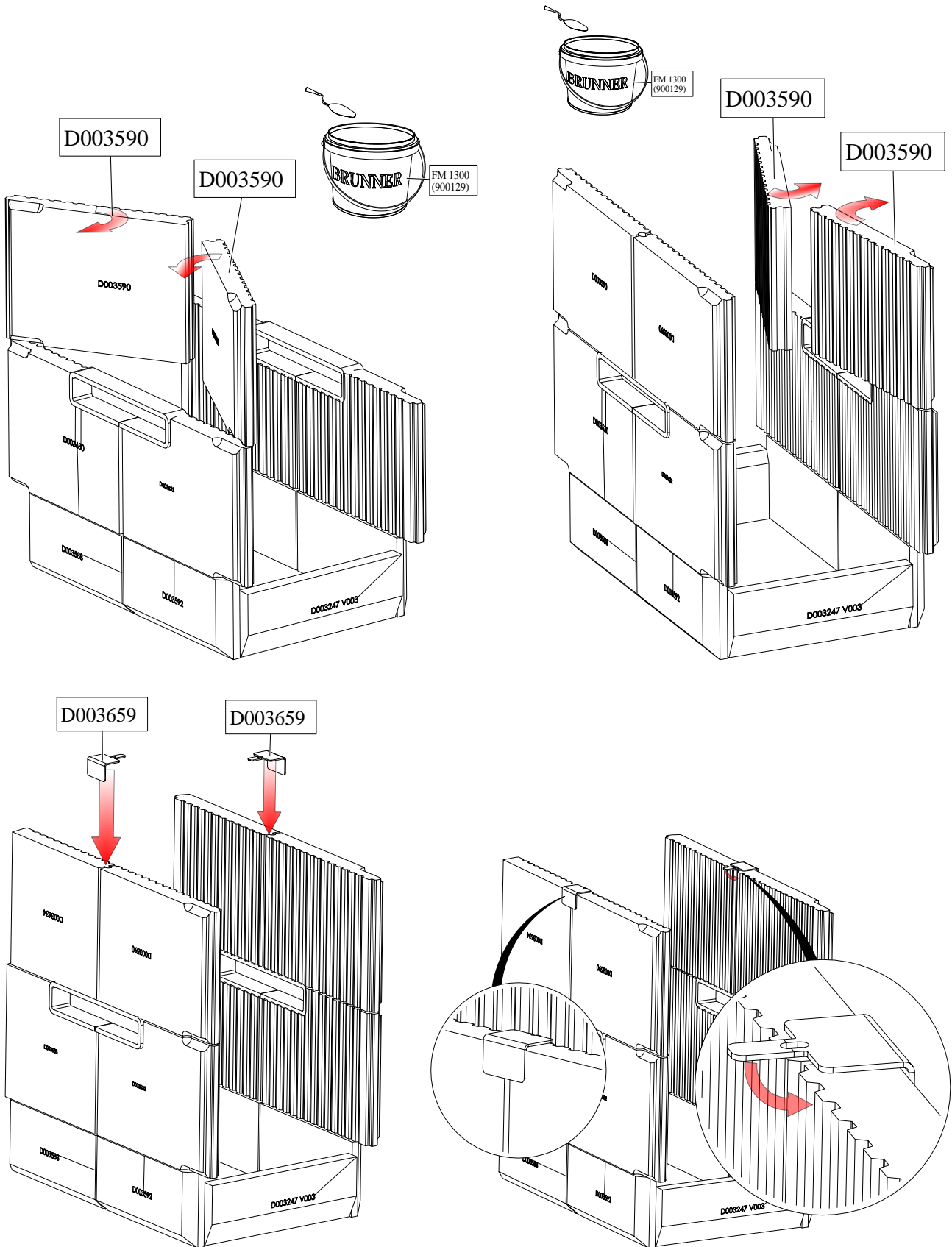
5.5 ASSEMBLY OF INNER LININGS FOR TUNNEL 2.2 XL (D003621)

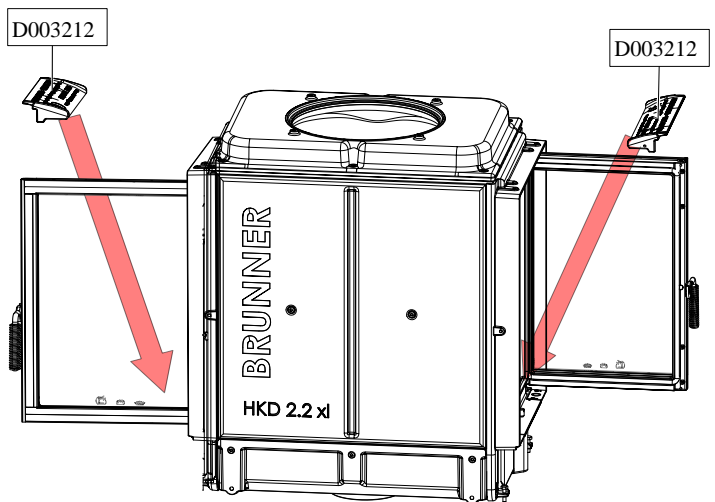
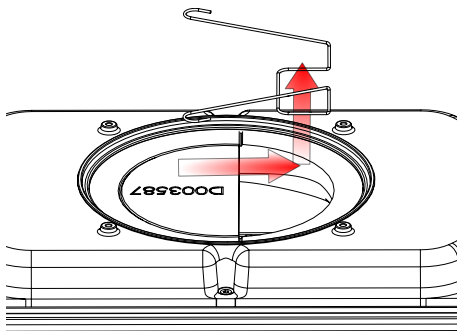
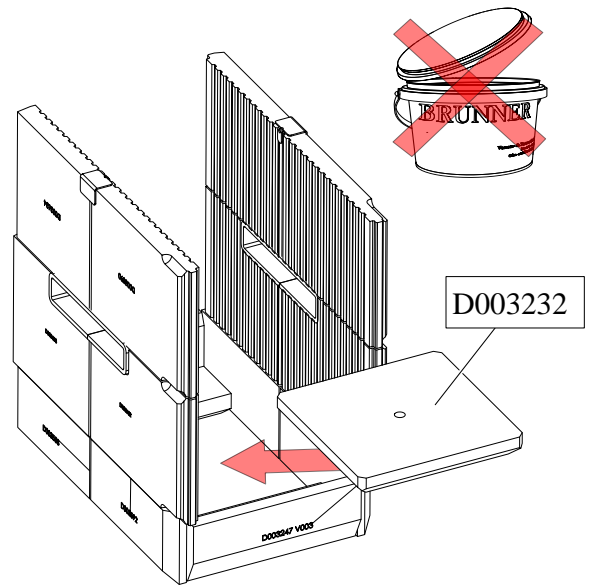
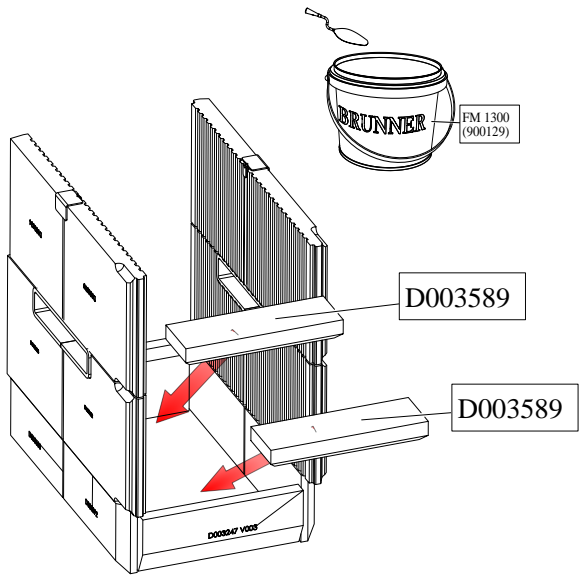
HKD 2.2 XL Tunnel flat

HKD 2.2 XL Tunnel round



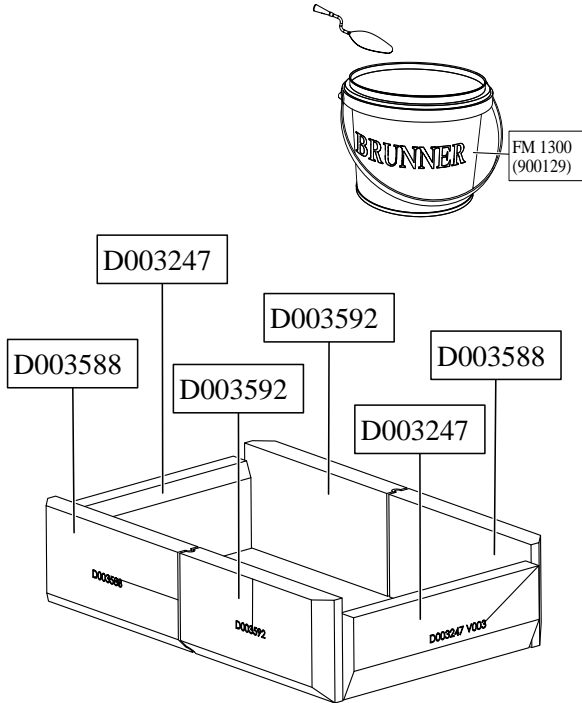




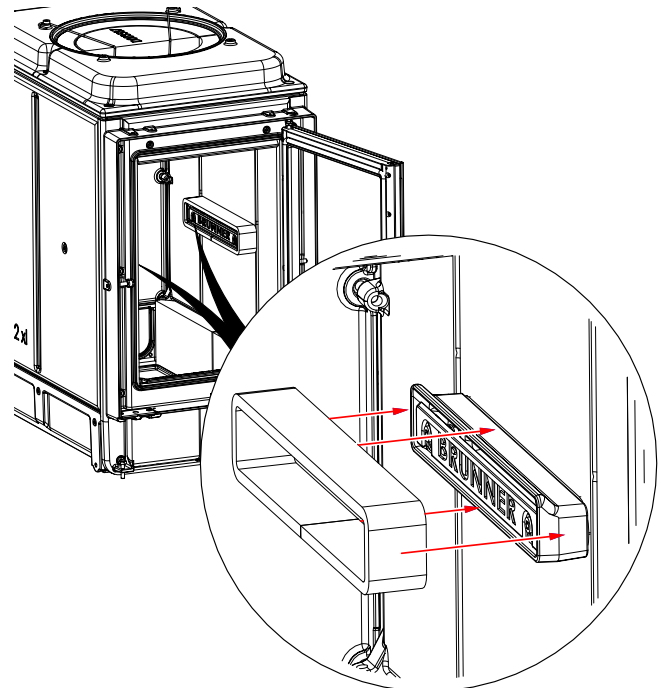
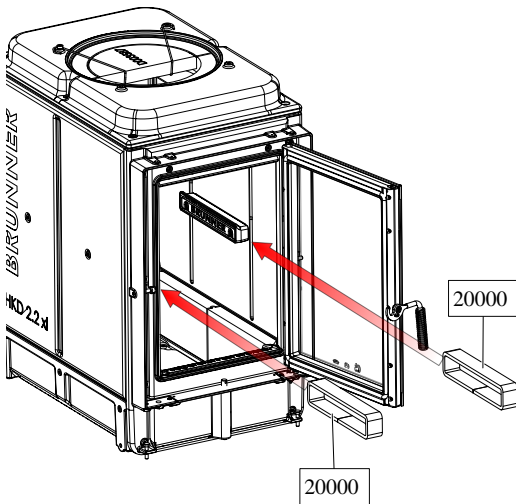
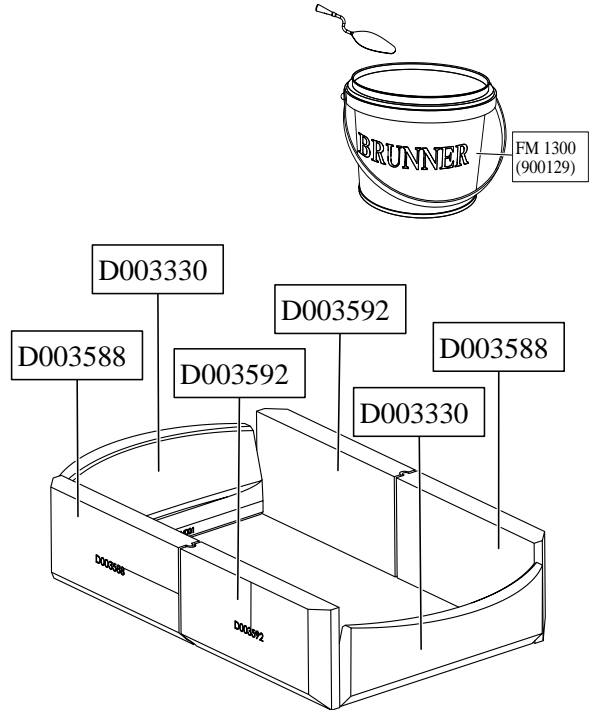


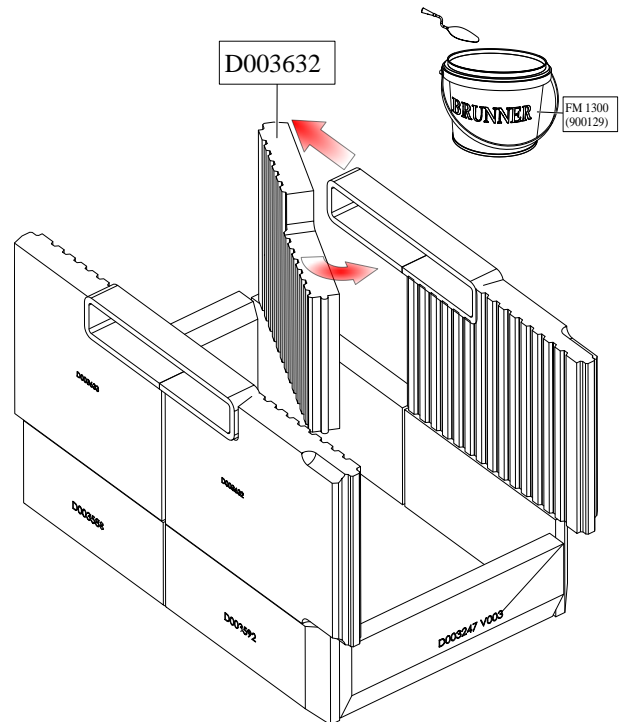
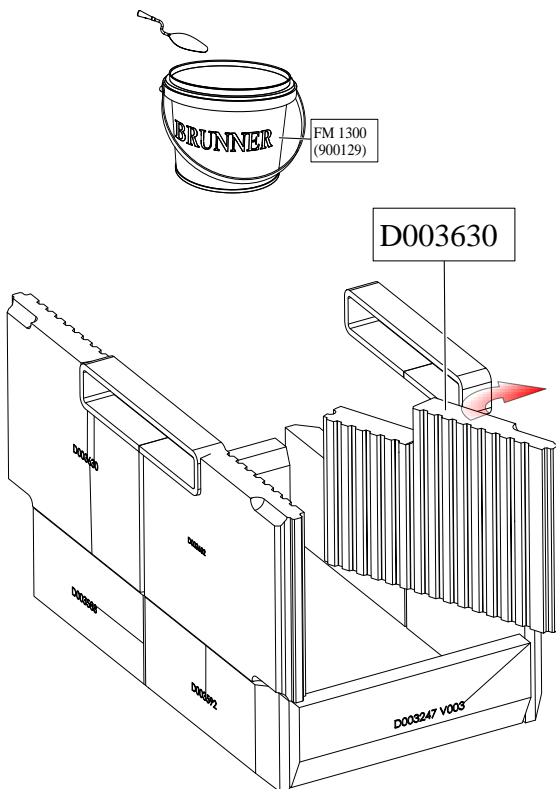
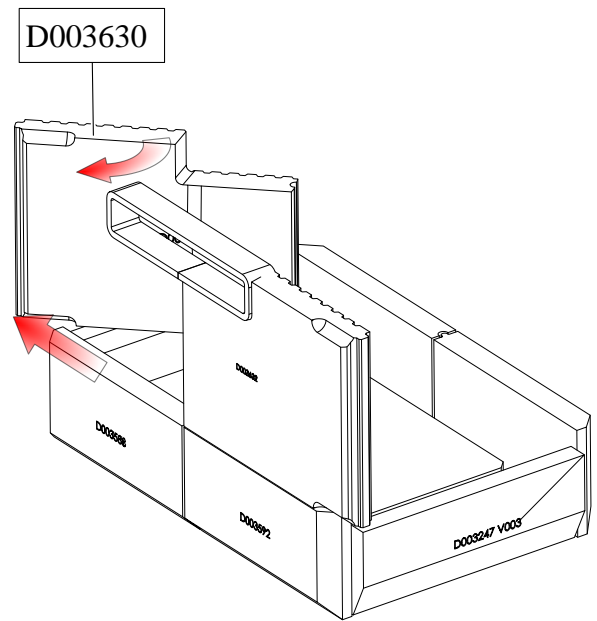
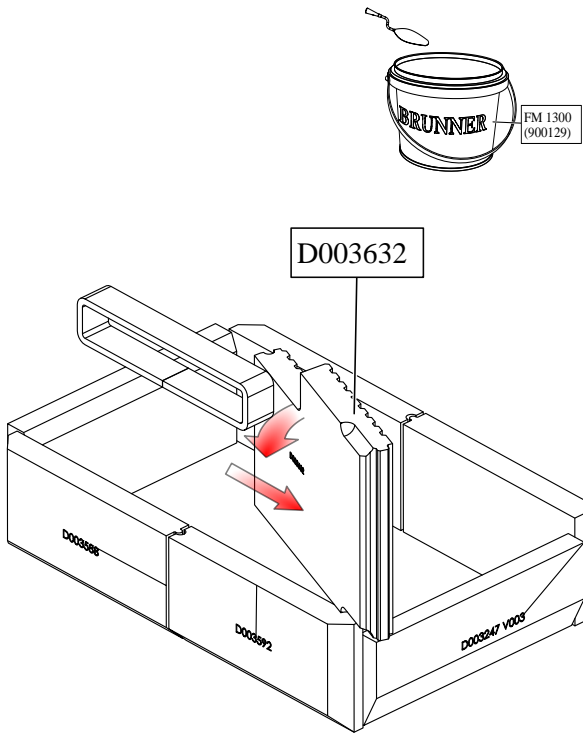
5.6 ASSEMBLY OF INNER LININGS 2.2XL DHT (D003619)

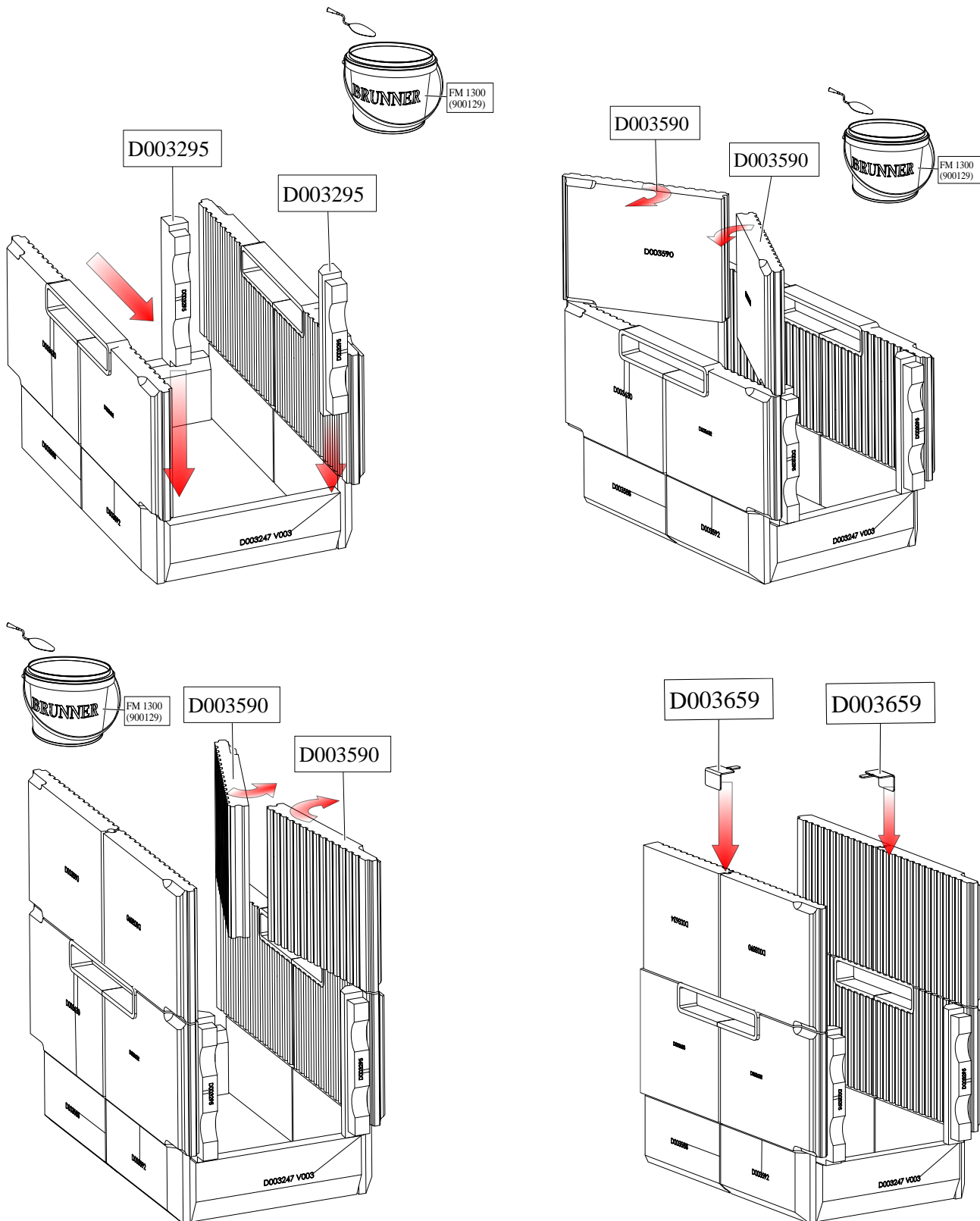
HKD 2.2 XL DHT flat

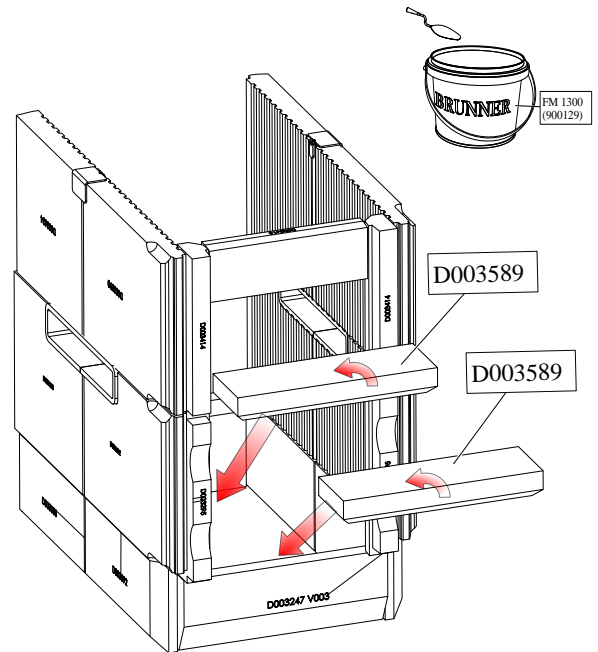
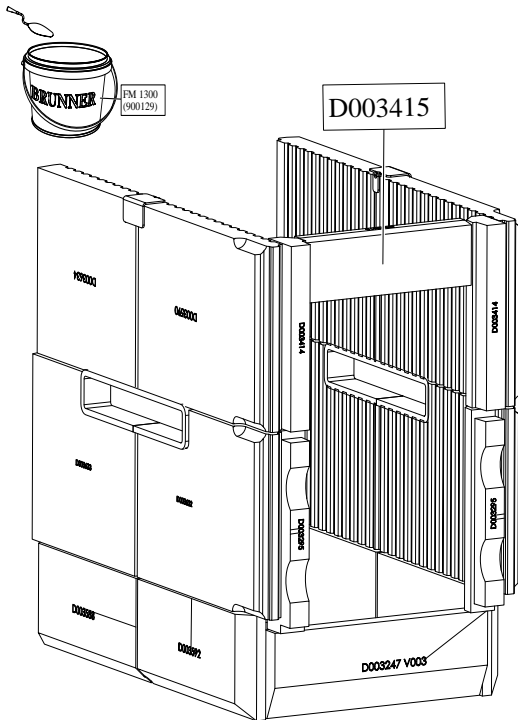
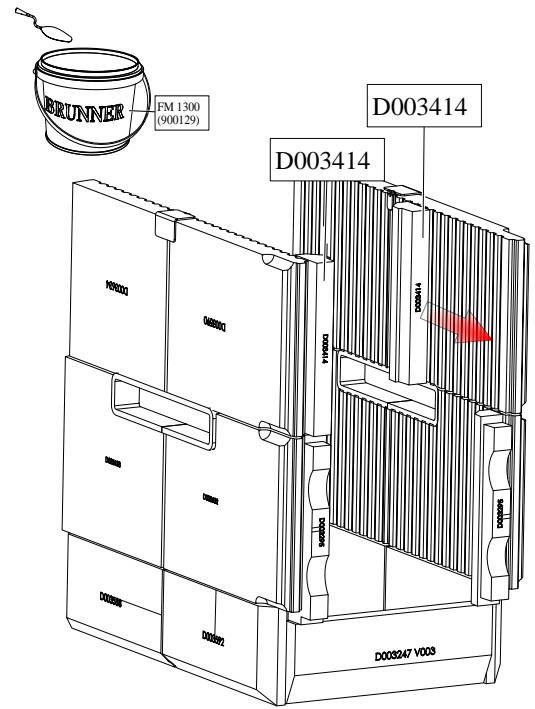
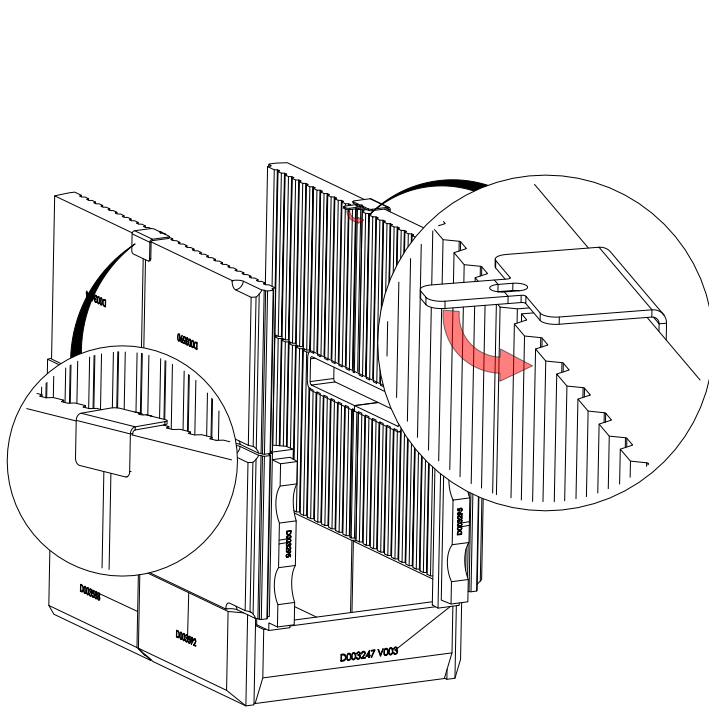


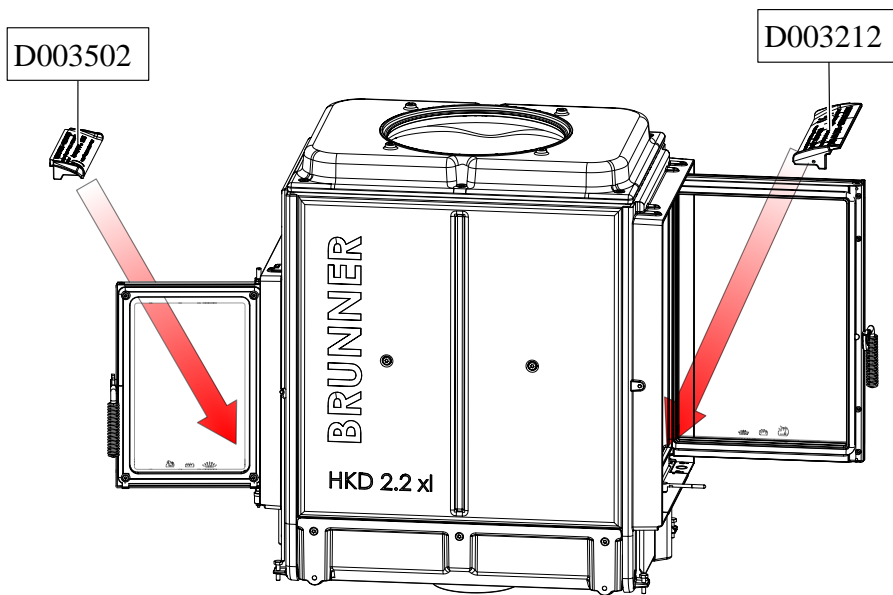
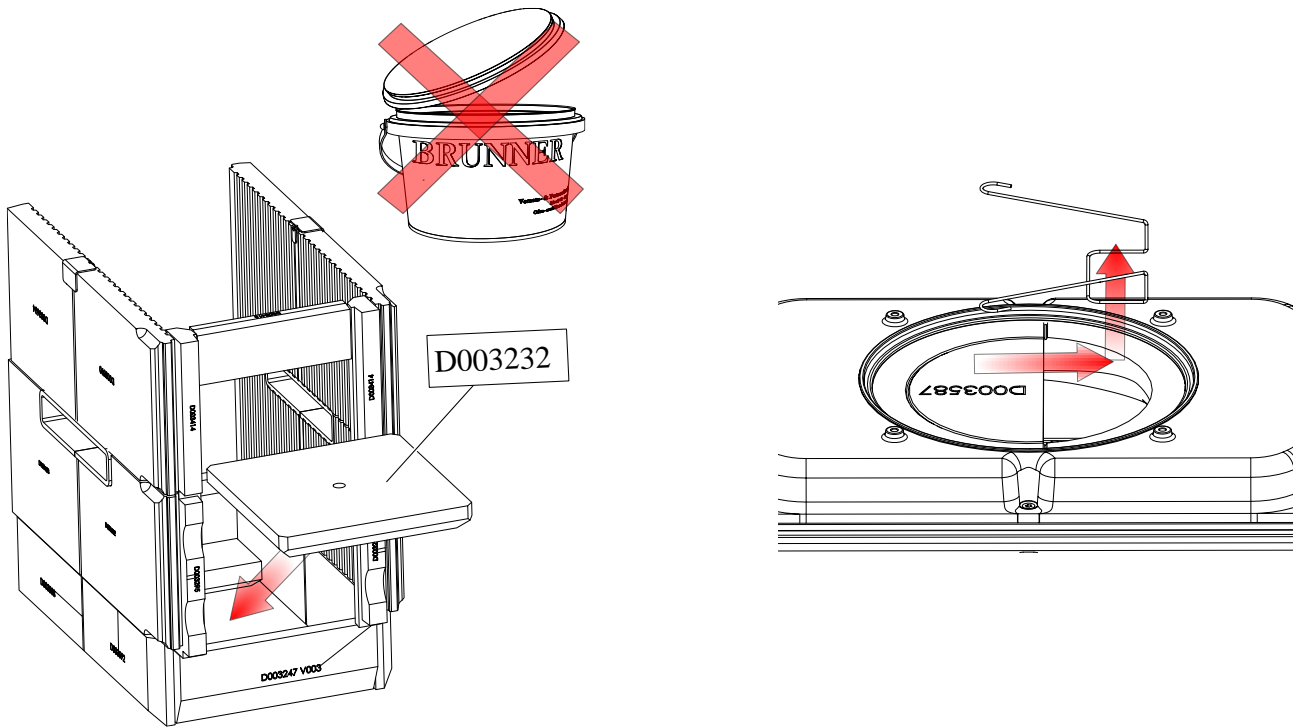
HKD 2.2 XL DHT round



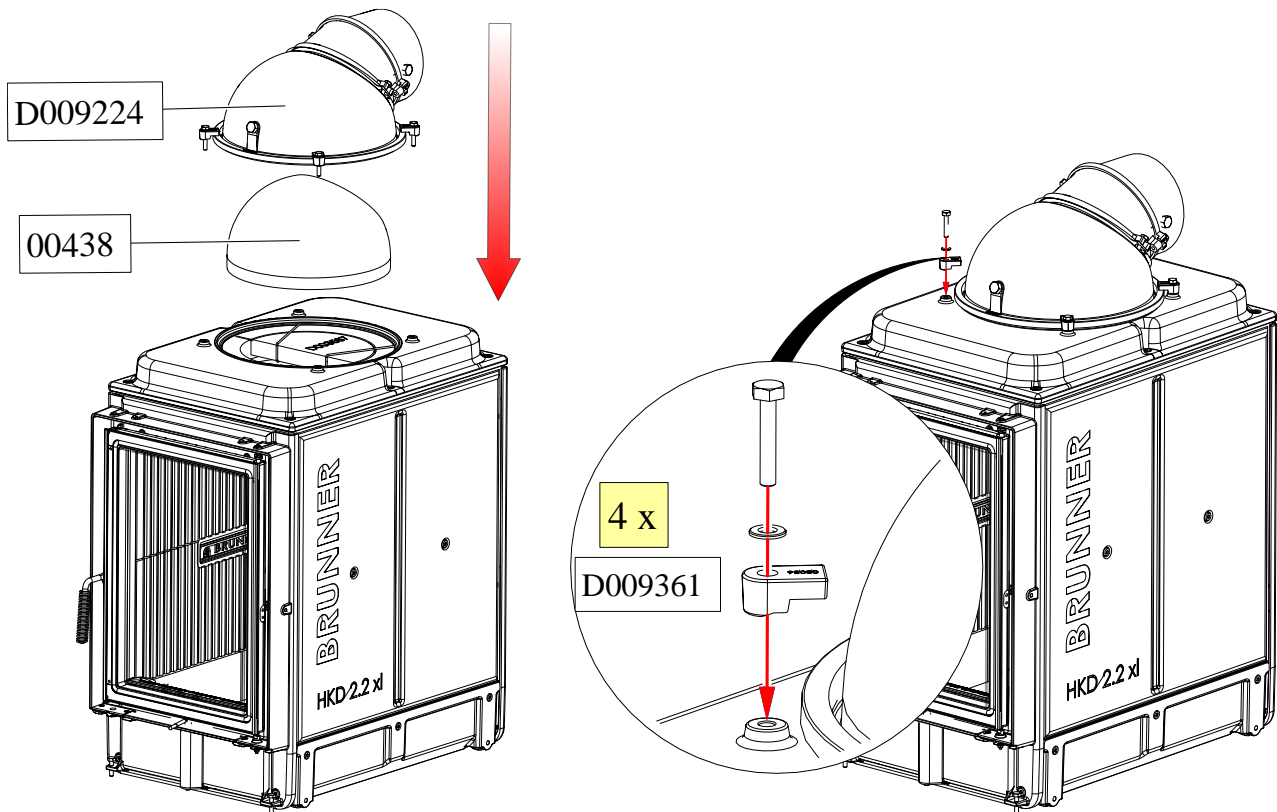






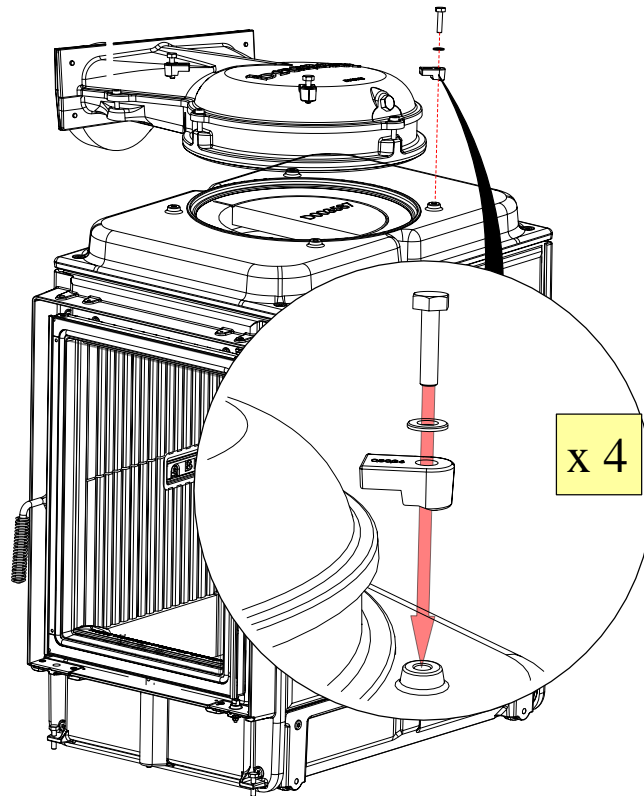


5.7 CAST IRON DOME Ø180MM (D009363)

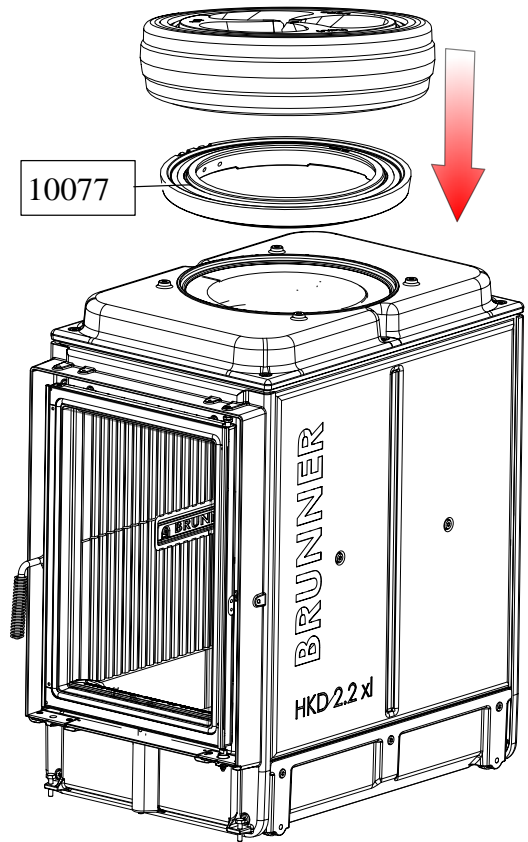
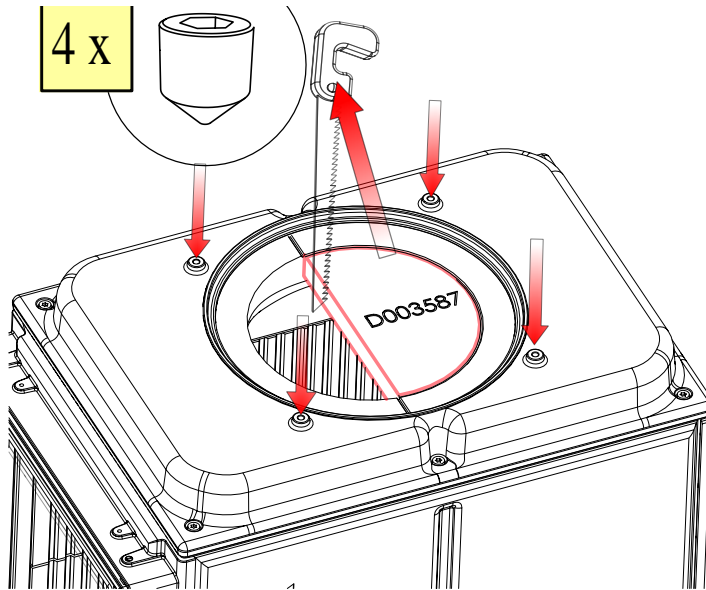


Accessories kit (PartNo. 901105) = 4 x D009361

5.8 FLAT CAST IRON DOME (D003664)

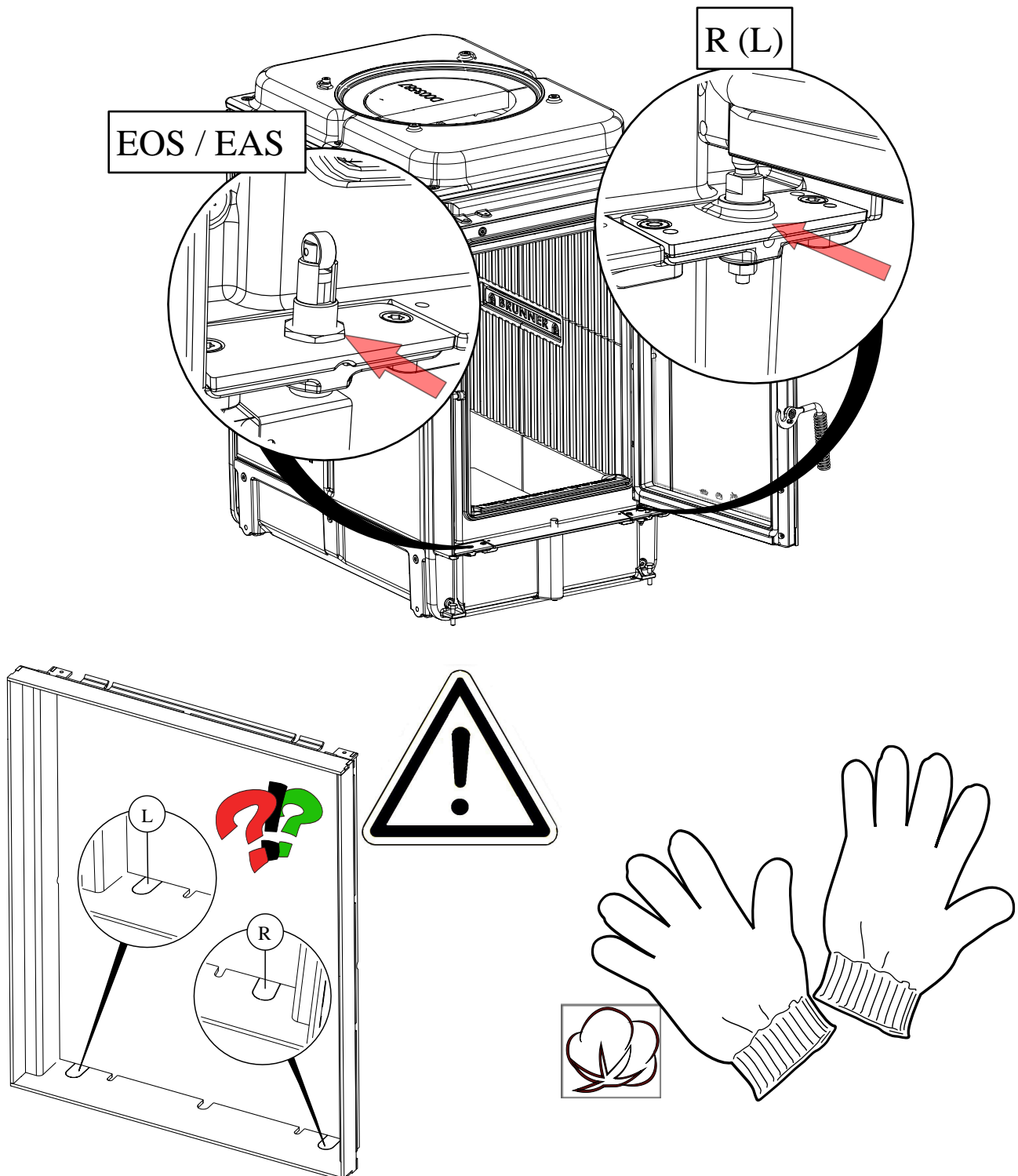


5.9 HEATING GAS OUTLET WITH MAS



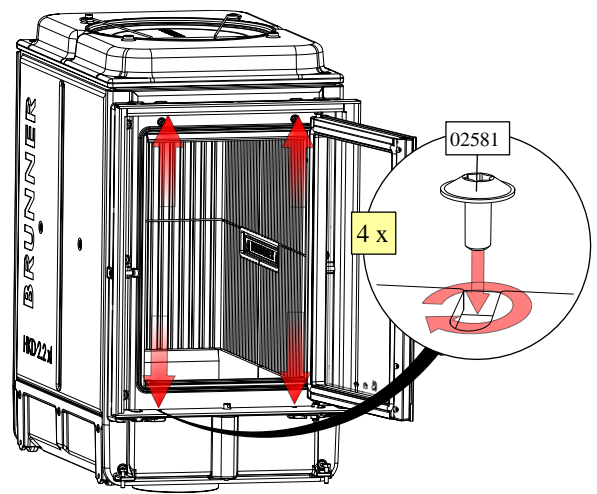
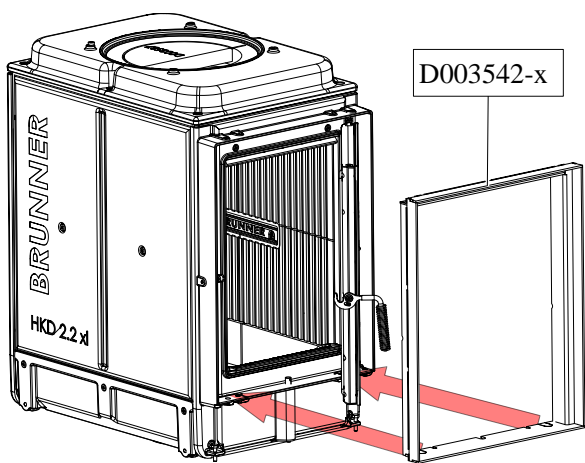
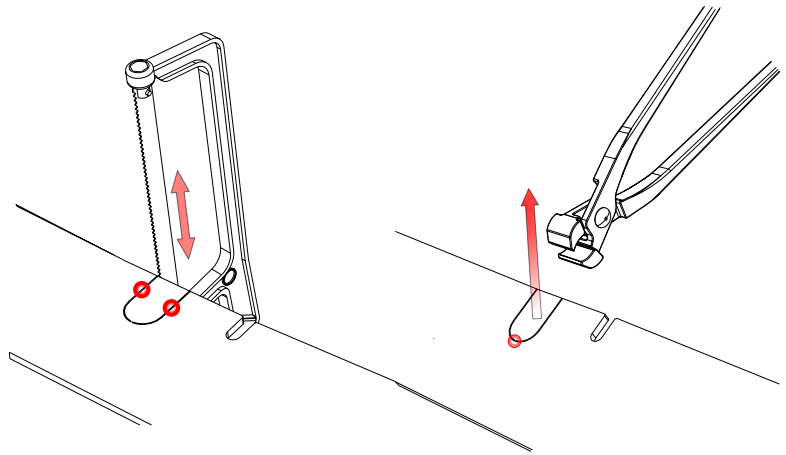
5.10 MOUNTING FRAME INSTALLATION ON HKD 2.2XL

refers to mounting frame: D003542-X and D003545-X



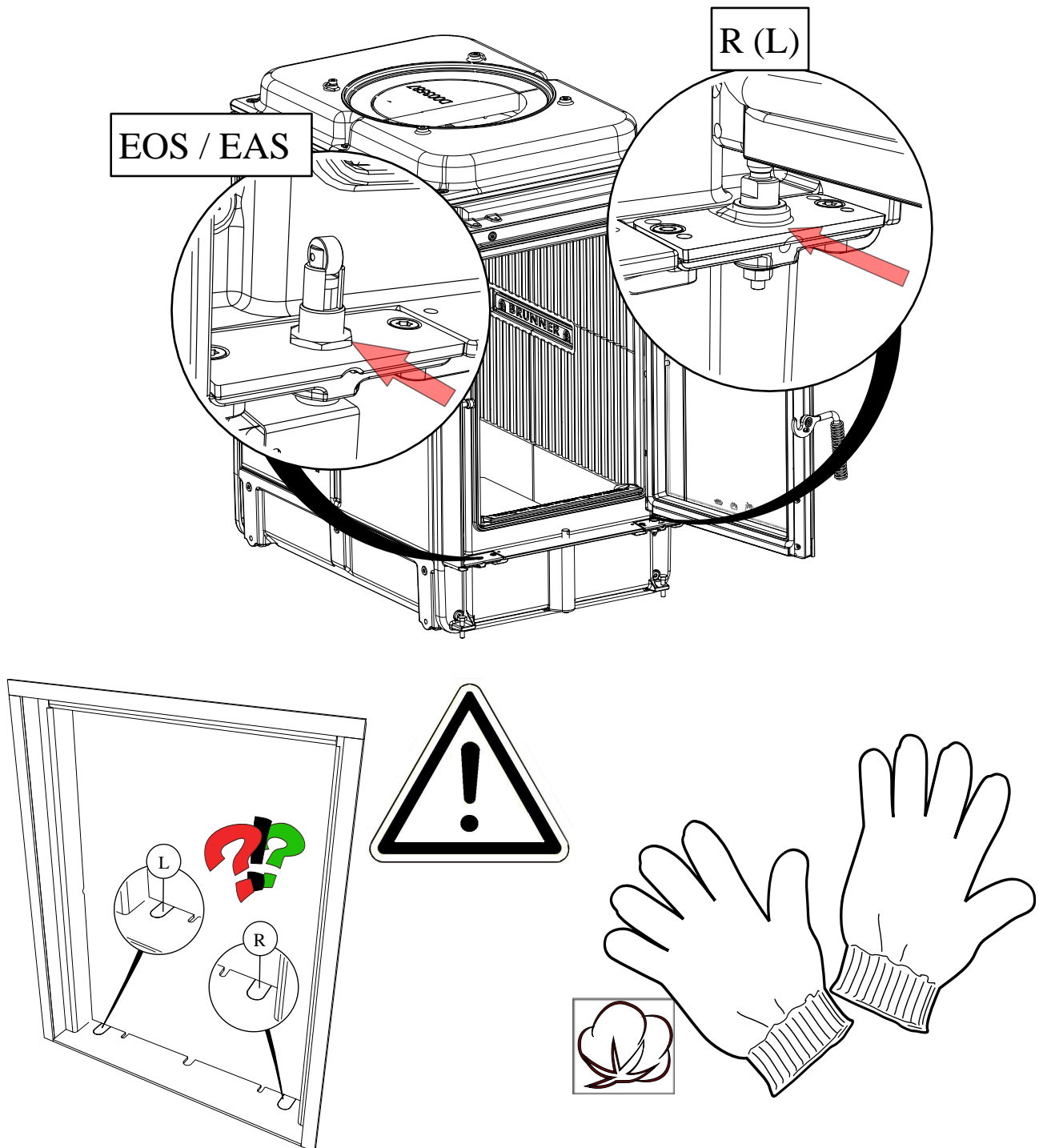
i EOS / EAS  L / R

i L = left  R = right



5.11 DOOR FINISHING FRAME INSTALLATION ON HKD 2.2 XL

refers to: Door finishing frame 10463, 10464 and 10474, 1075



i EOS /
EAS

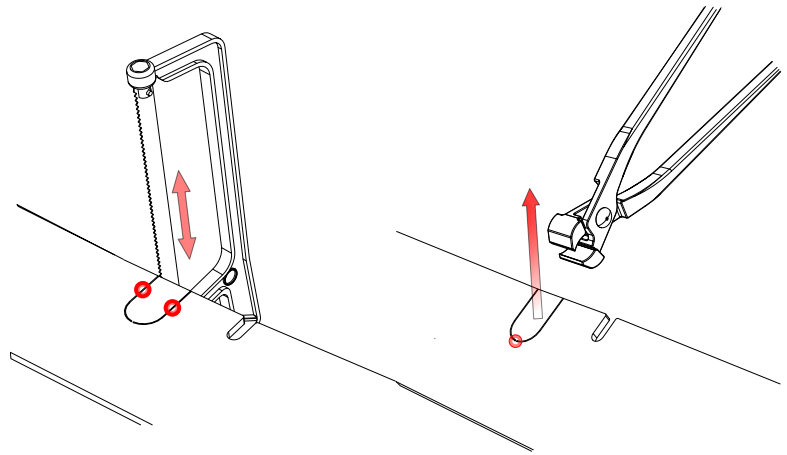


L / R

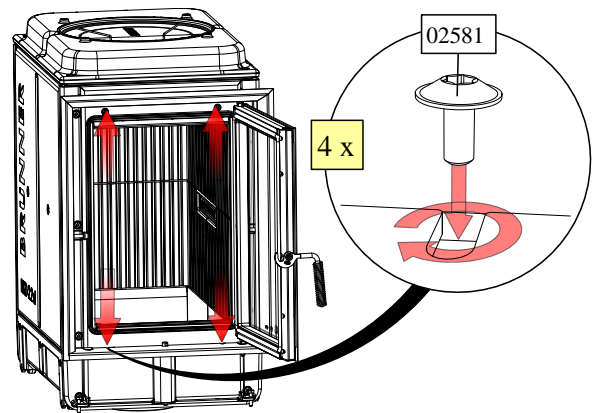
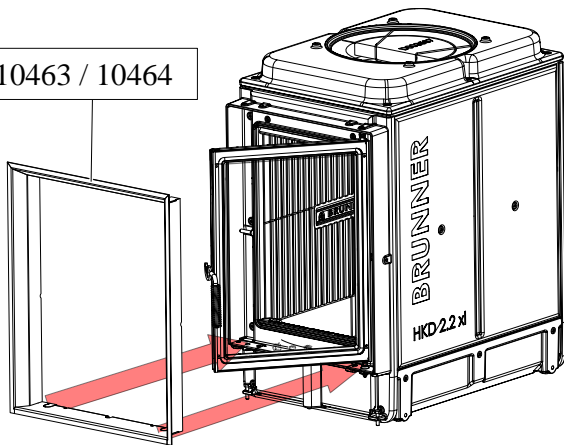
i L =
left



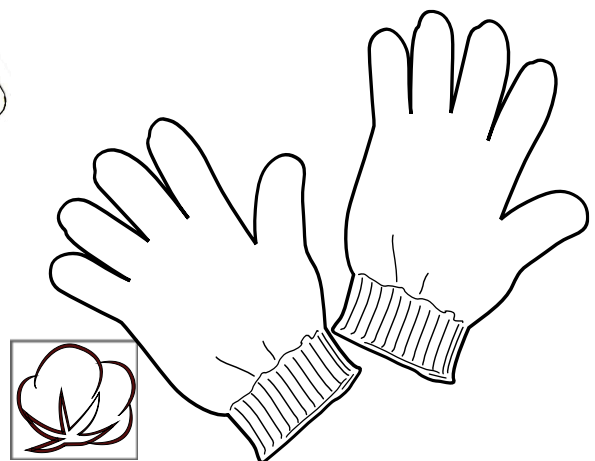

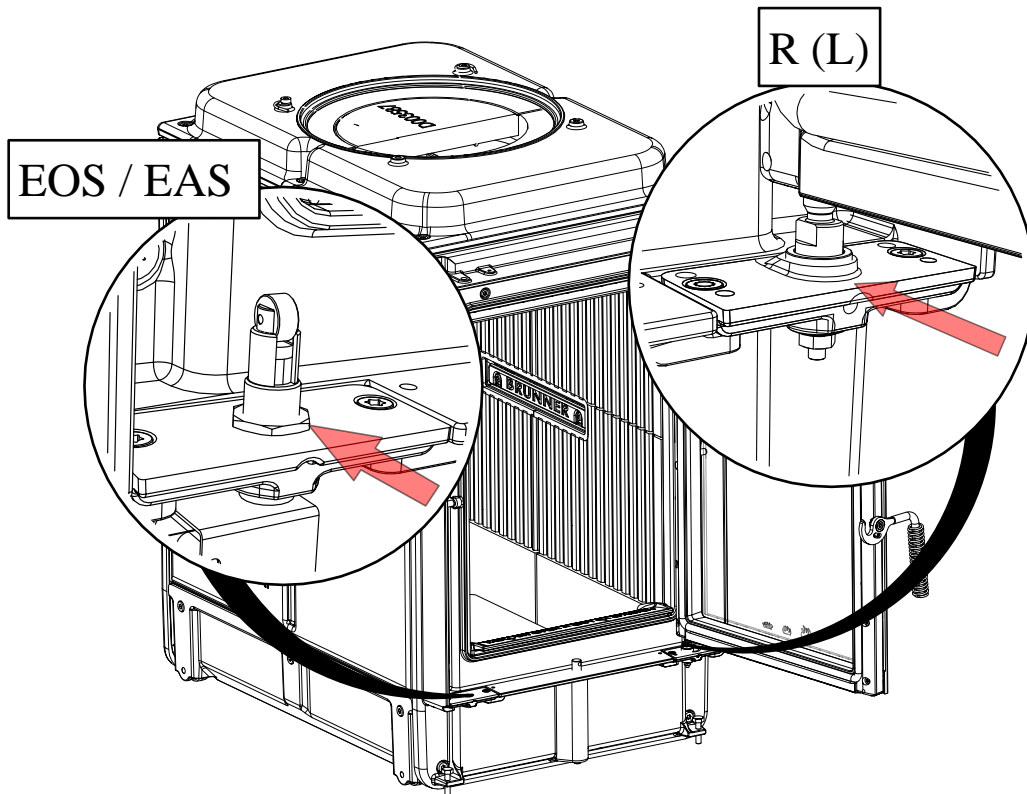
R =
right

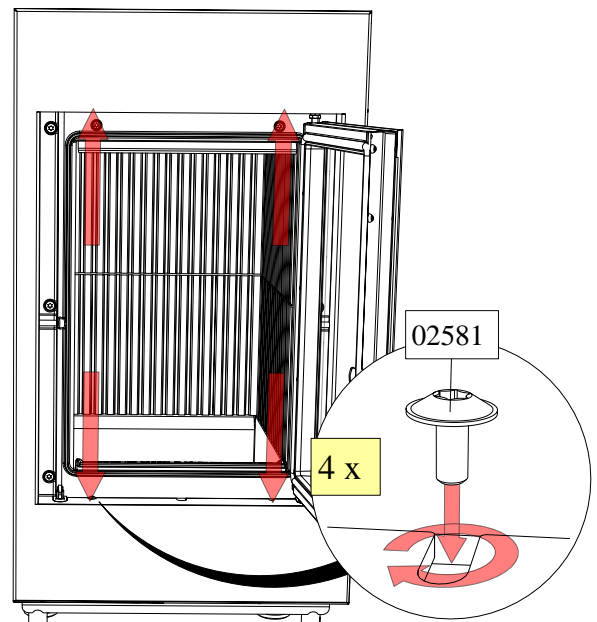
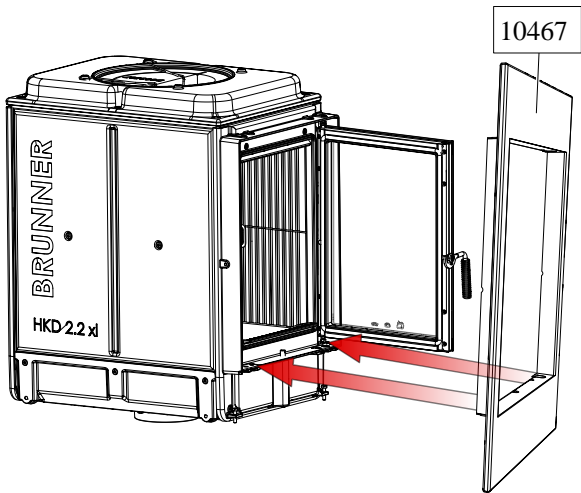
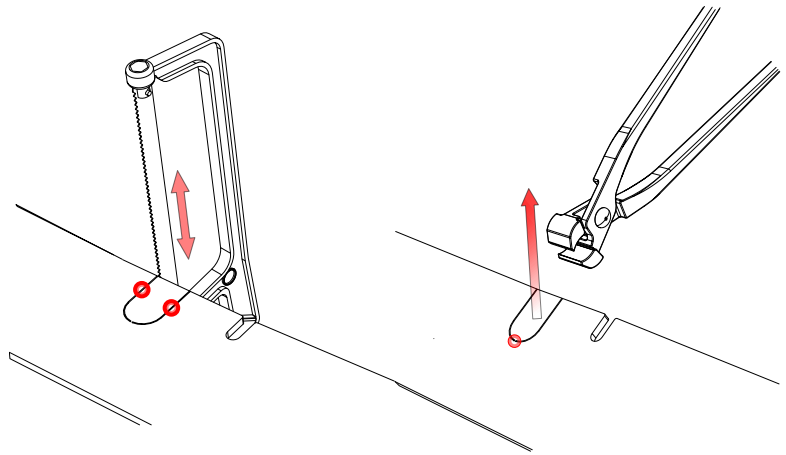


10463 / 10464

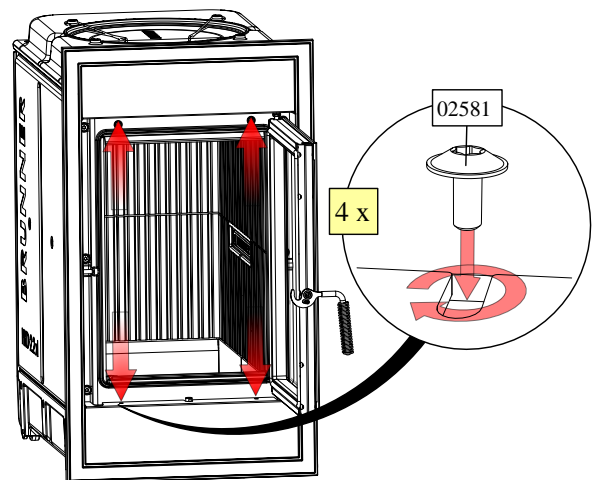
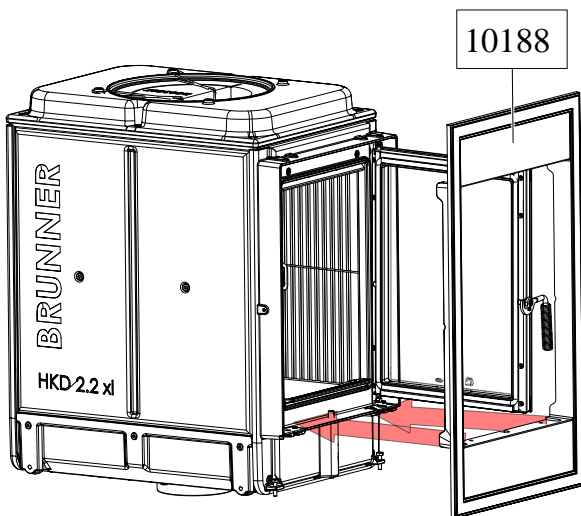


5.12 STEEL FRONT PLATE INSTALLATION ON HKD 2.2 XL

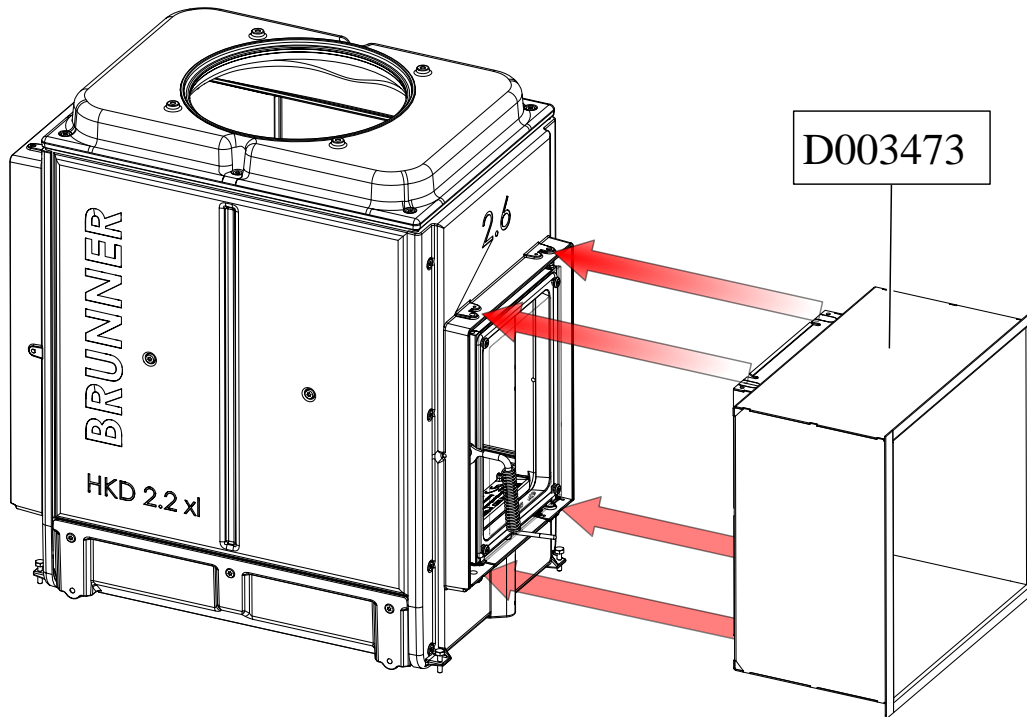




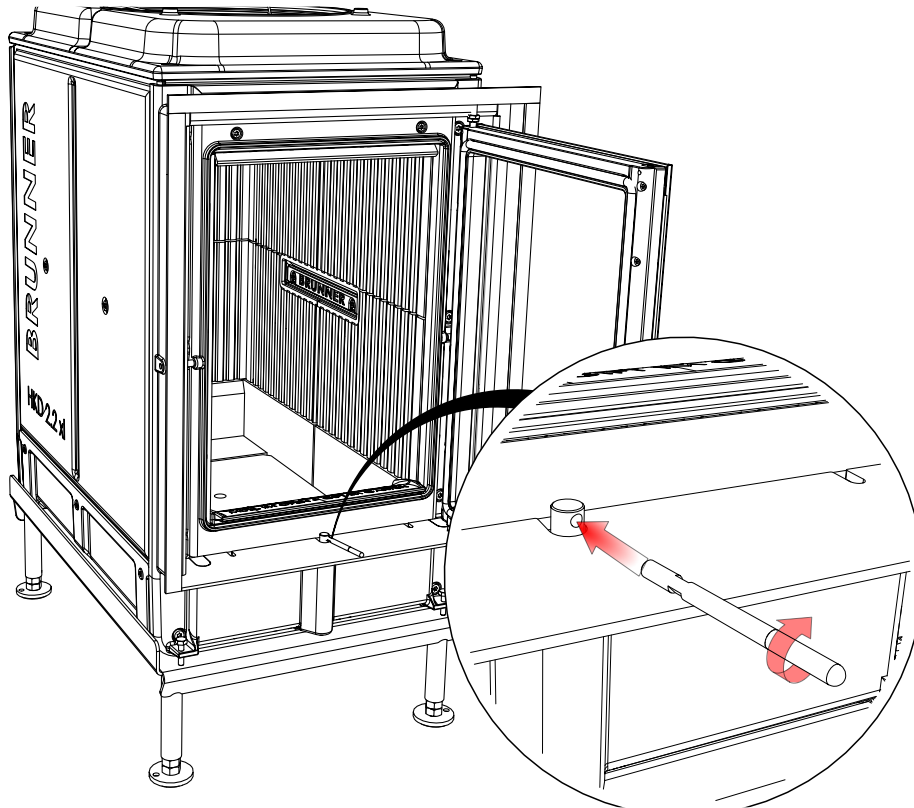
5.13 CAST IRON FRONT PLATE INSTALLATION ON HKD 2.2 XL



5.14 COLLAR FRAME INSTALLATION TO ADDITIONAL DOOR ON HKD 2.2 XL



5.15 AIR ADJUSTING HANDLE MOUNTING



6 COMBUSTION AIR SETTING

The combustion air flows into the appliance above the glass and laterally via combustion air nozzles.

These are set at the factory, but should be checked and readjusted if necessary before commissioning the stove.

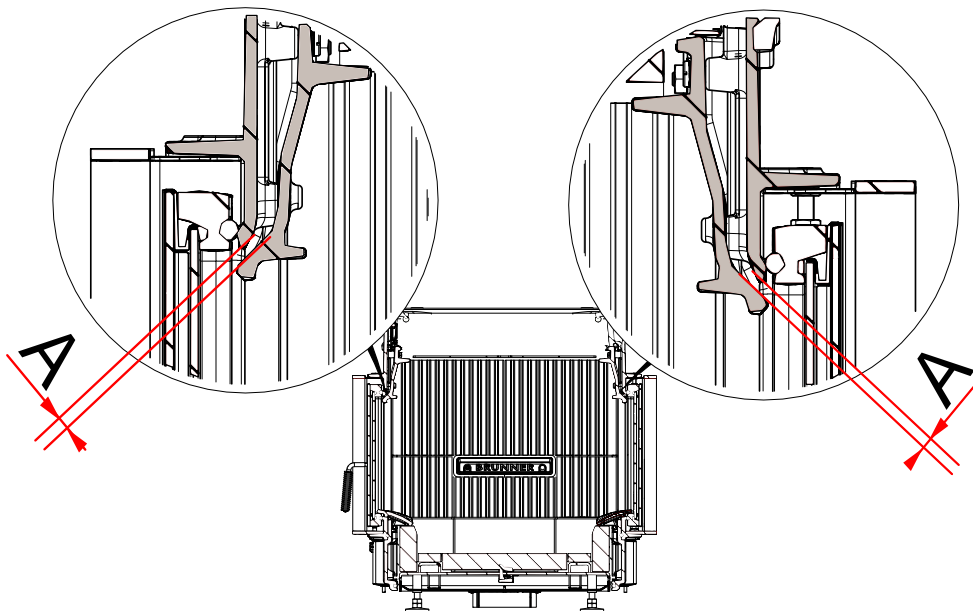
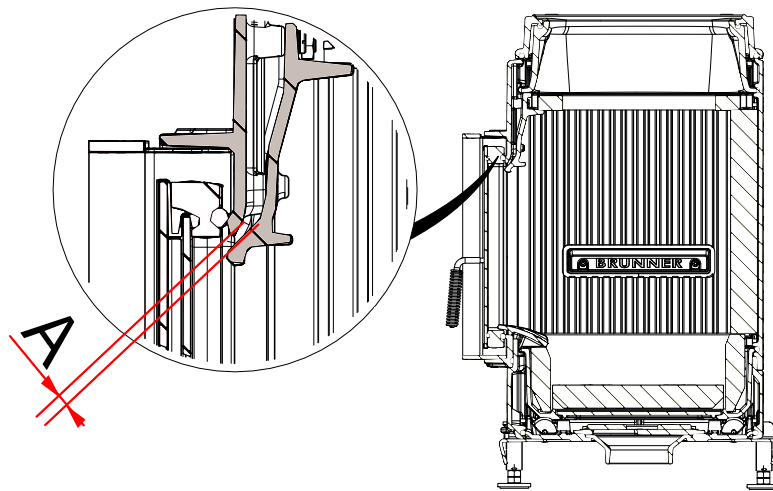


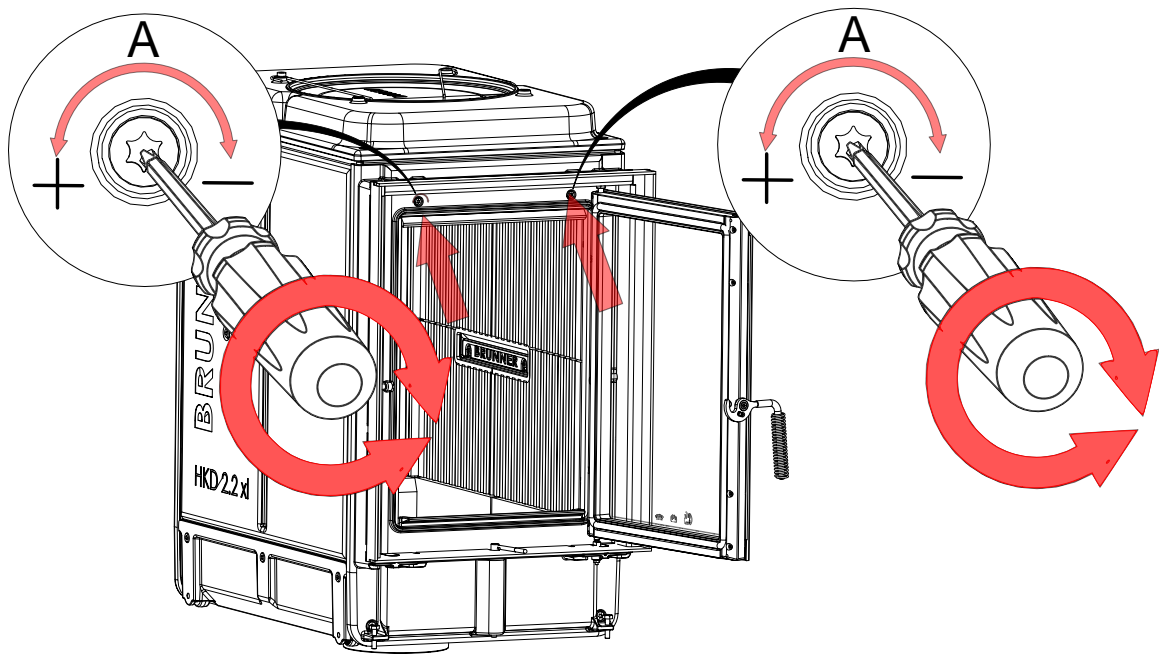
In order to obtain a symmetrical flame pattern, it is necessary to set columns A, B and C evenly and symmetrically!

Fuel quantity	Gap dimensions for version with one door			Gap dimensions for "tunnel" version (two doors)		
	A	B	C	A	B	C
3 kg - 8 kg*	6	2	2	4	2	2
8 kg - 12 kg**	8	2	2	6	2	2

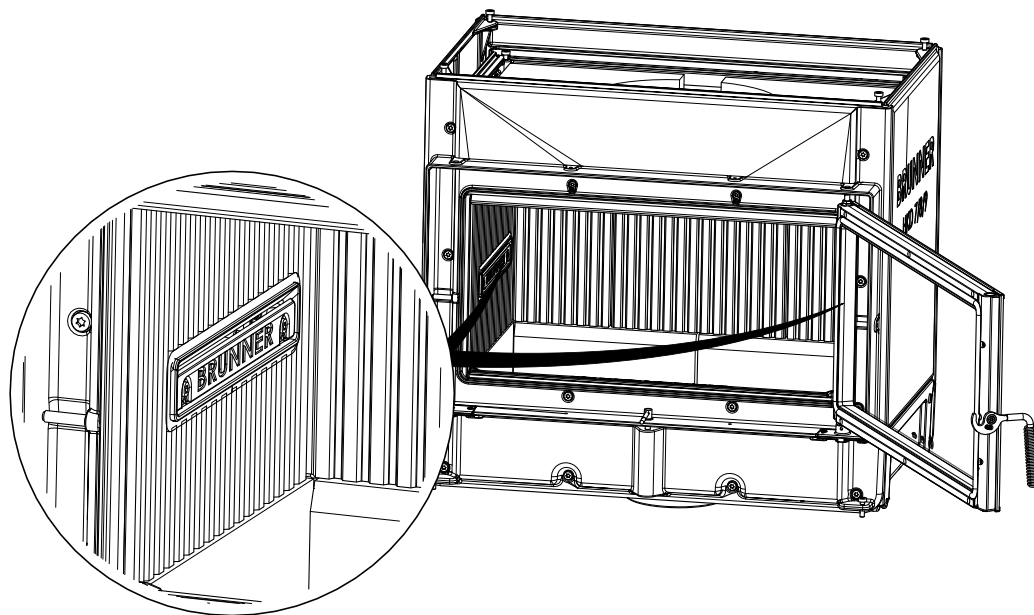
*delivery level / **storage loading

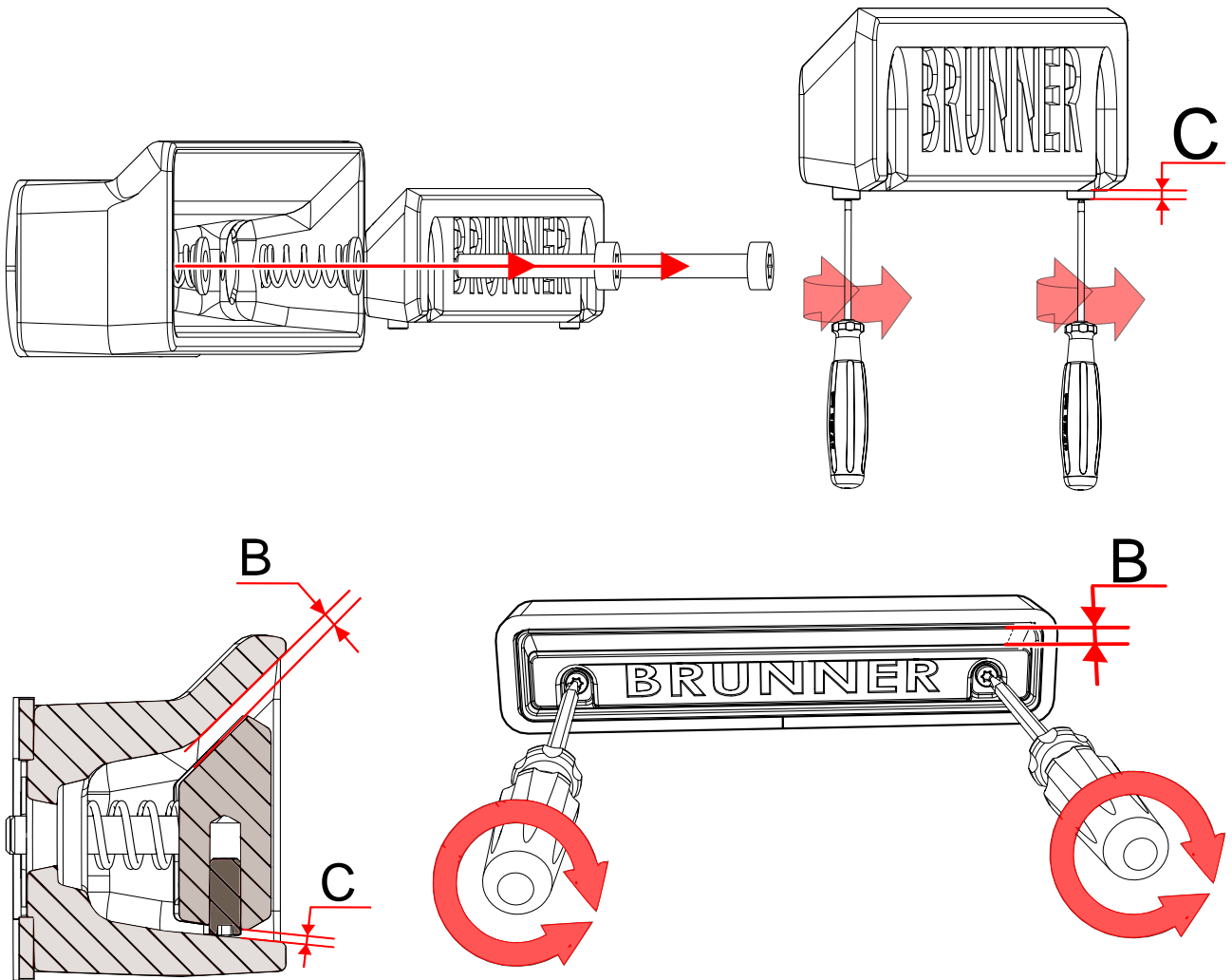
Adjusting the windshield purge air:



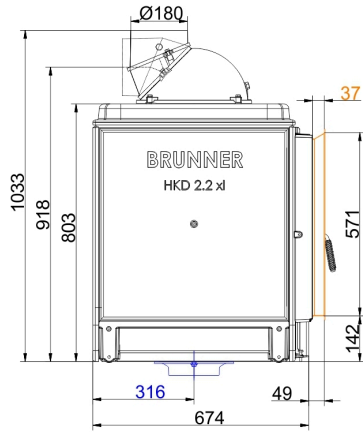
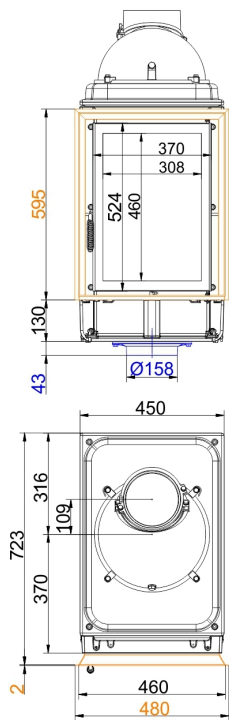


Adjusting the side combustion air nozzles:

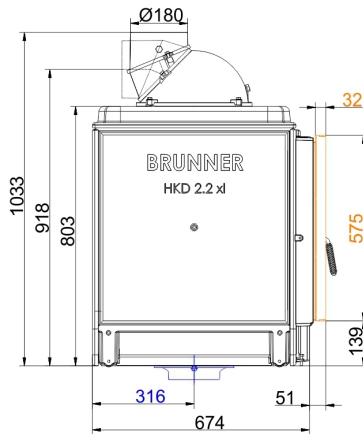
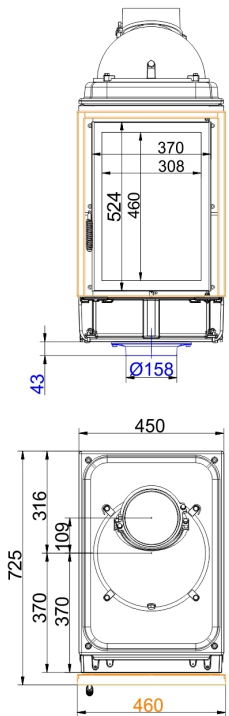




Dimension sheets - HKD 2.2 XL

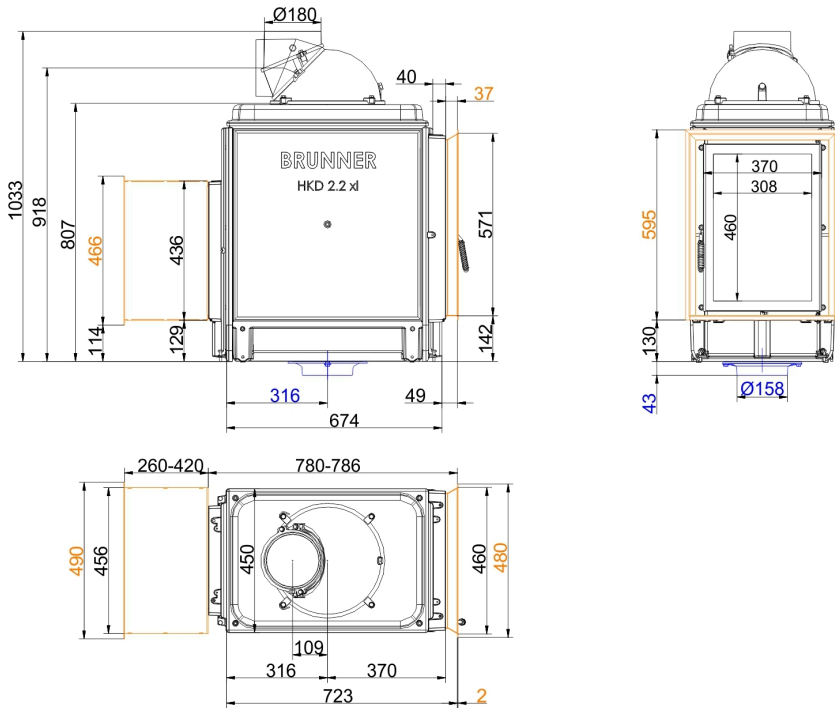


... flat with additional door and door frame

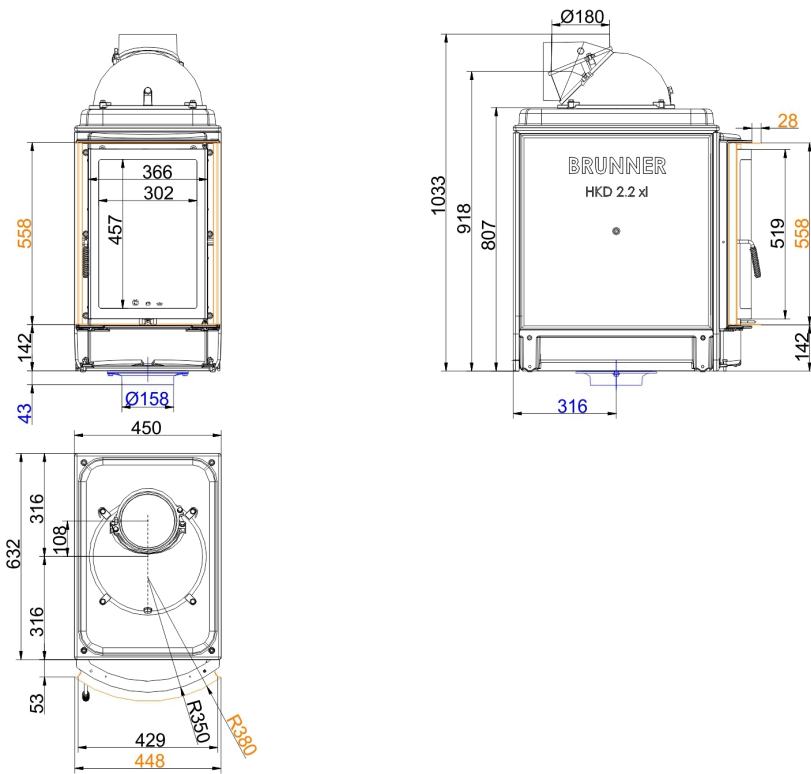


... flat with side-opening door and mounting frame

Dimension sheets - HKD 2.2 XL

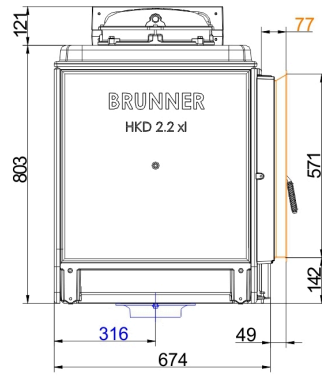
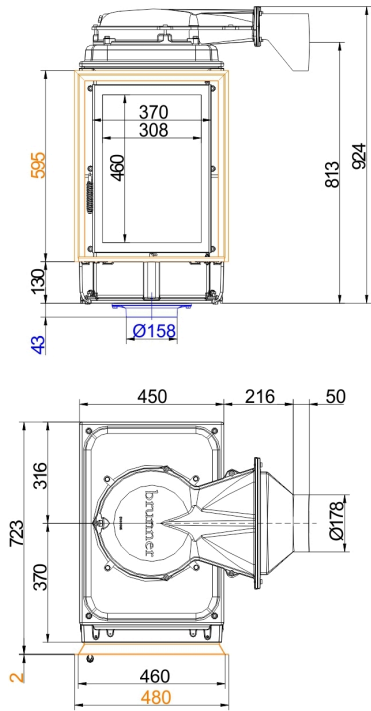


... flat with side opening door, door frame and DHT

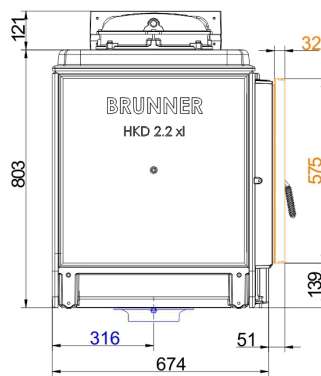
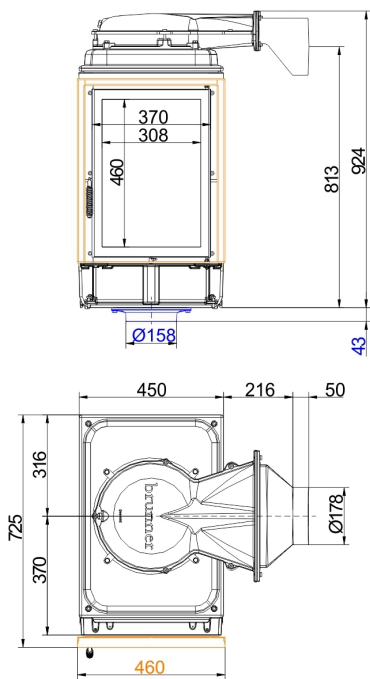


... round with additional door and door frame

Dimension sheets - HKD 2.2 XL

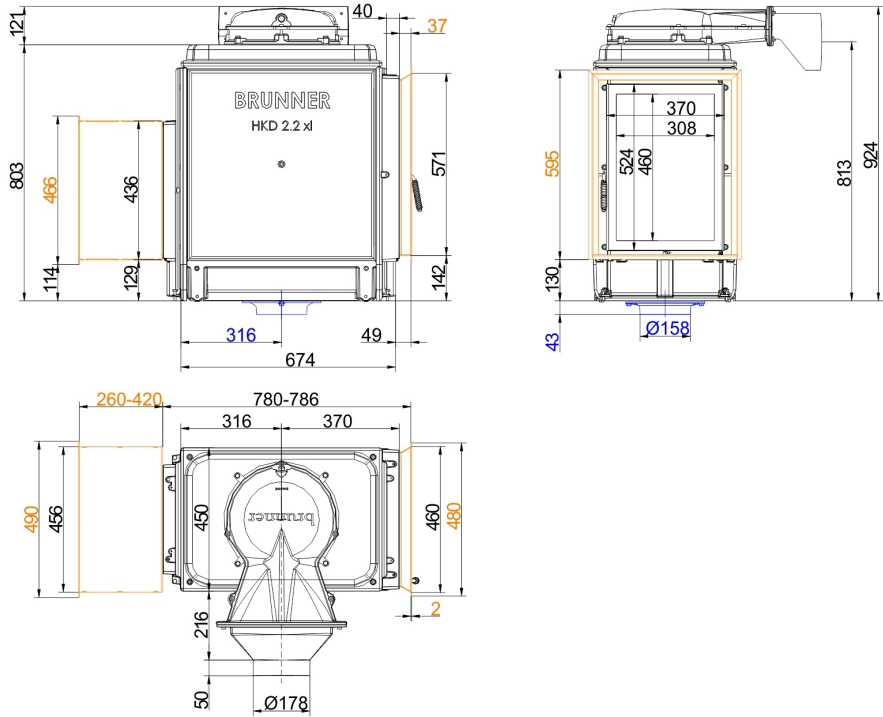


... flat, with lower cast iron dome and door frame

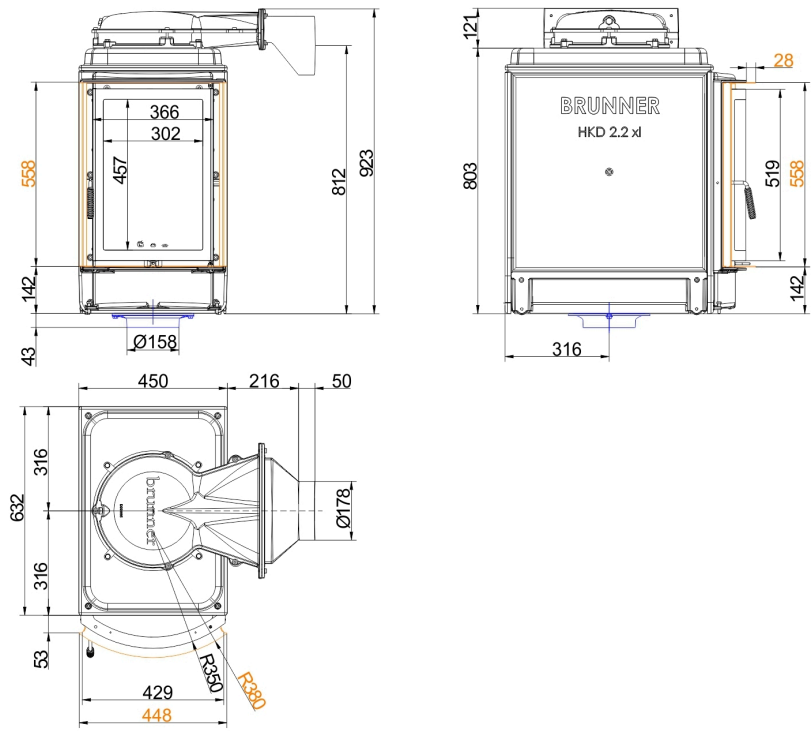


... flat, with lower cast iron dome, mounting frame

Dimension sheets - HKD 2.2 XL

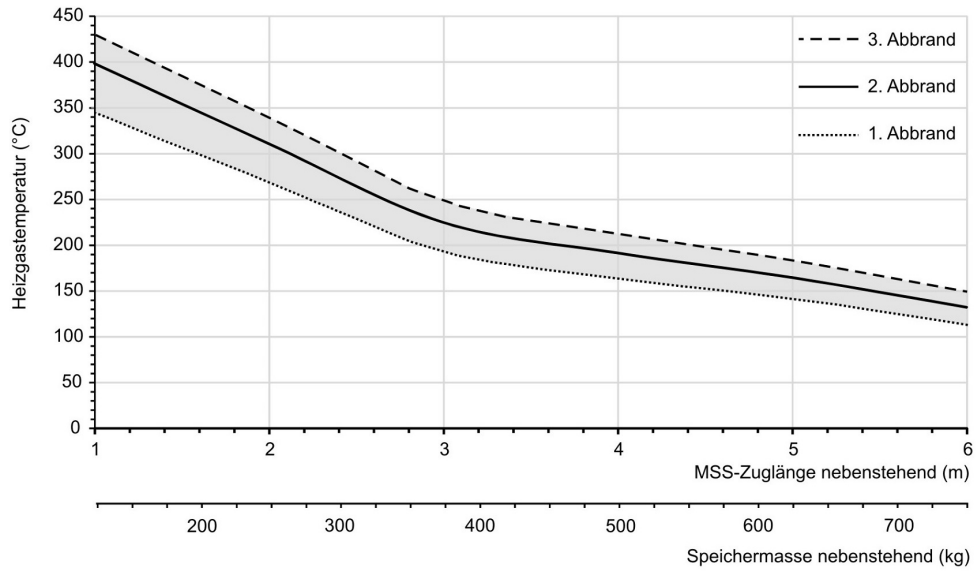


... flat with door frame, lower cast iron dome and additional door DHT



... round with lower cast iron dome, door frame

Dimension sheets - HKD 2.2 XL



... Auslegungsdiagramm für nebenstehende Speichermasse

We suggest for CAD planning Palette CAD. Permanent updated drawings: www.brunner.de

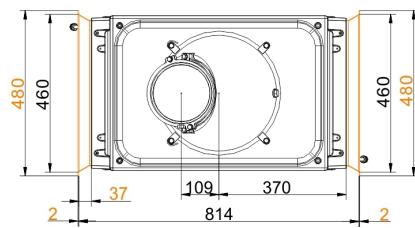
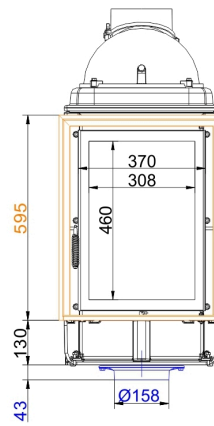
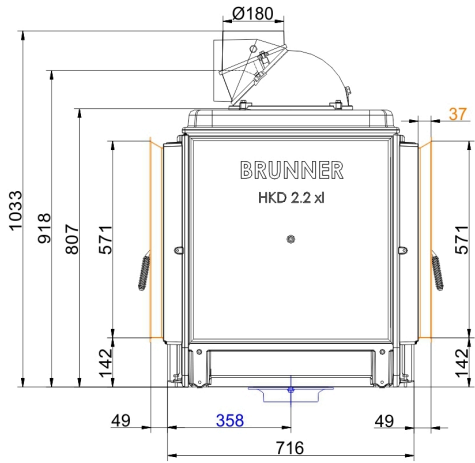
Frames/ flue gas outlet connection/ combustion air supply connection/ front variants/ support bearing are marked in color.

Planning and installation - HKD 2.2 XL

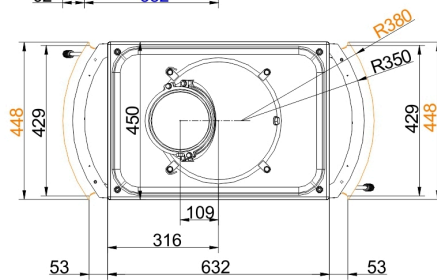
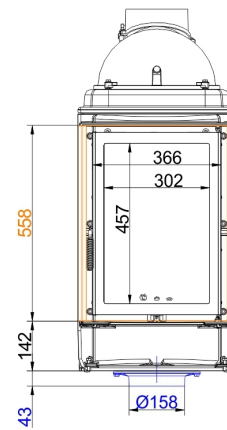
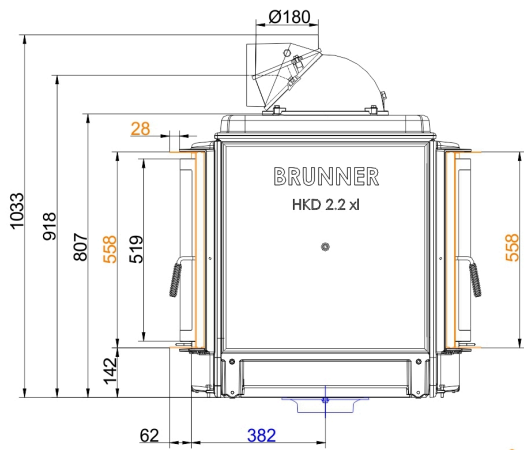
Tested according to		EN 13229 W	EN 13229 WA
Values measured at		Rated power ¹⁾	Storage operation ²⁾
Suitable for all construction types according to rules		OK	OK
Data for functional demonstration			
Rated heat power	kW	13	-
Fire wood volume	kg/h	3.5	5
Combustion performance	kW	15	21
Flue gas mass flow	g/s	10	18.5
Outlet temperature (before reheating surface)	°C	520	540
Flue gas temperature after:			
1 x adjoining cast iron radiator (GNF 8/10)	°C	190	210
4,9 m ceramic accumulator ³⁾	°C	-	180
3,4 m accumulation stones (MSS) ³⁾	°C	-	205
Necessary supply pressure	Pa	15	15
Combustion air consumption	m ³ /h	25	45
Combustion air connection Ø	mm	160	160
Heating gas temperature (before the hood/dome variant)			
insert flue outlet nozzle	°C	520	540
Heat distribution			
Insert / reheating surface	%	40 / 35 - 40	40 / 35 - 40
Glass pane (single / double)	%	25 / 20	25 / 20
Cross-section of gratings ⁴⁾			
exhaust warm air	cm ²	600 / 250 / 550	600 / 250 / 550
Recirculation air	cm ²	600 / 250 / 550	600 / 250 / 550
Minimal distances of the fireplace			
to cladding, insulation layer	cm	6	6
to mounting floor	cm	15	15
Thermal insulation without / with air gratings ⁵⁾			
Mounting wall	cm	12 / 8	12 / 8
Floor	cm	0	0
Ceiling	cm	25 / 19	25 / 19
Brick lining for combustible wall	cm	10	10
Weight			
Fireplace / combustion chamber	kg	305 / 68	
Meets requirement/limit values for:			
Germany/ Austria / Switzerland / Norway		1.BImSchV (Stufe 2) / 15a BVG (2015) / LRV / -	

- 1) Indications to "Rated power" determined with metallic reheating surface
- 2) Indications to "Storage operation" for the manual execution of the reheating surface (guide values).
- 3) Approximate value. Determination according to design characteristics for adjacent storage mass or proof of function provided by calculation
- 4) for fireplace inserts / flue gas pipe / metallic reheating surface
- 5) Values determined with upper air cross- sections; stove cladding is heat emitting

Dimension sheets - HKD 2.2 XL Tunnel

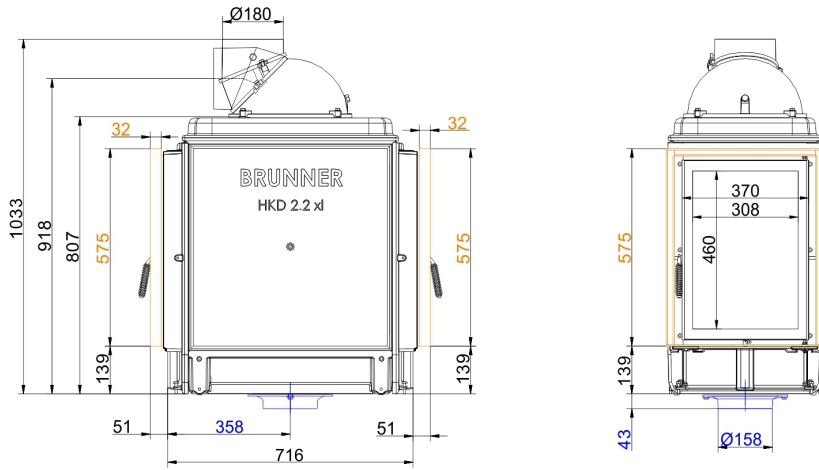


... flat with additional door and door frame

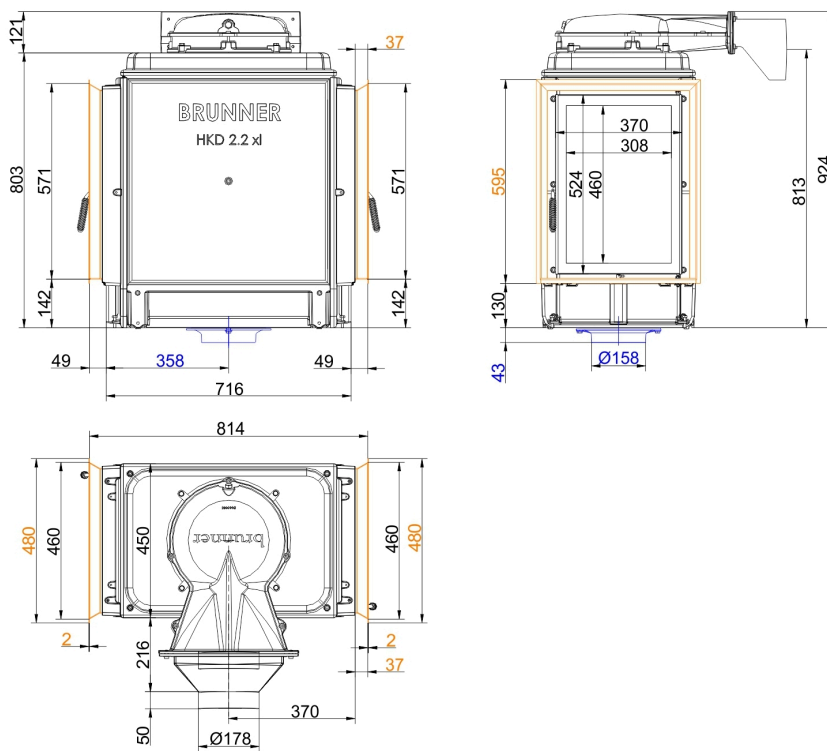


... round with additional door and door frame

Dimension sheets - HKD 2.2 XL Tunnel

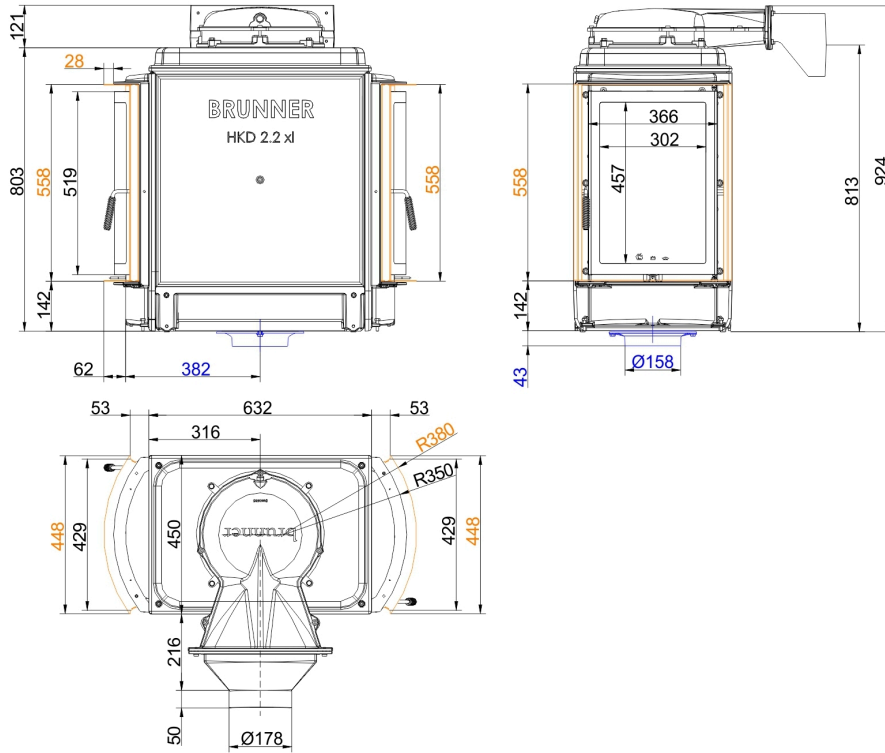


... flat with side opening door and mounting frame

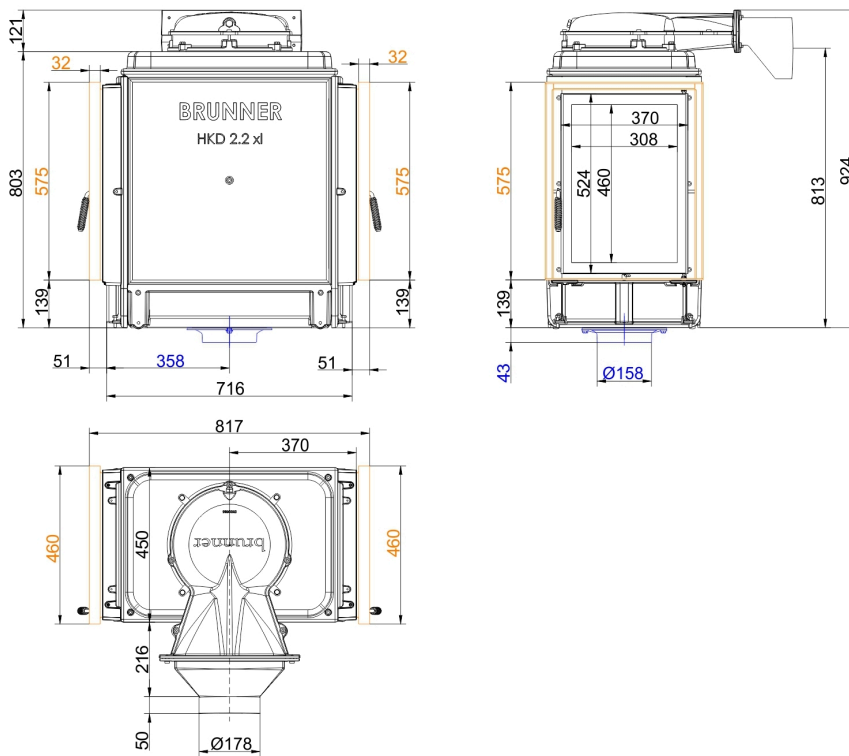


... flat, with lower cast iron dome and door frame

Dimension sheets - HKD 2.2 XL Tunnel

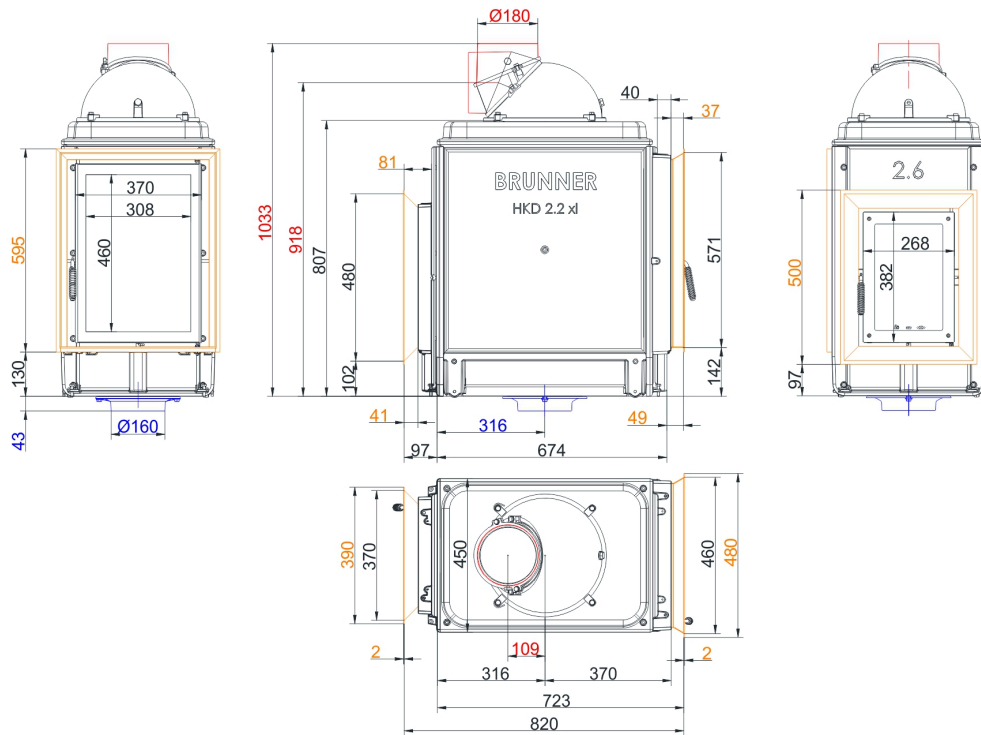


... round with lower cast iron dome, door frame

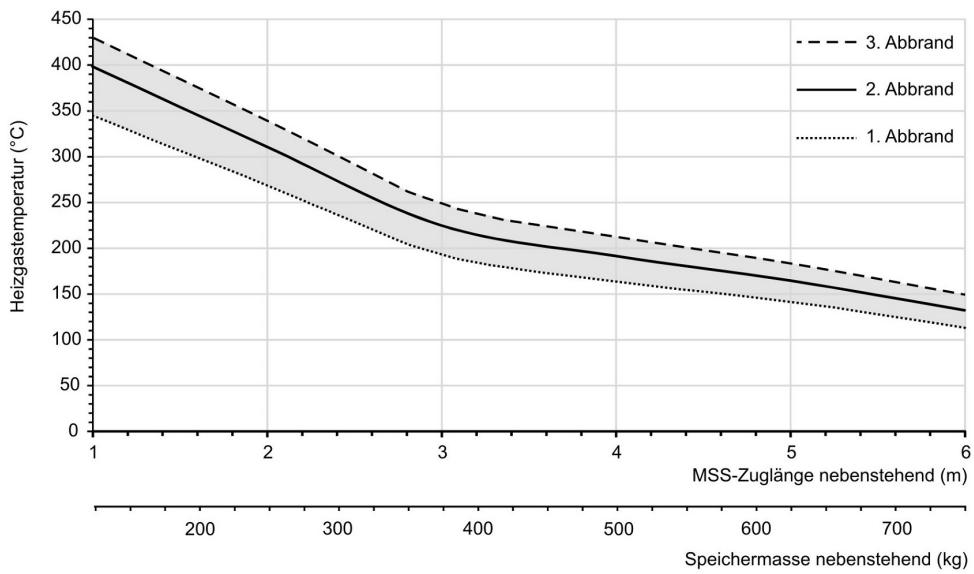


... flat, with lower cast iron dome, mounting frame

Dimension sheets - HKD 2.2 XL Tunnel



... flat with door frame and HKD 2.6 Front kit



Design characteristics for adjacent storage mass

We suggest for CAD planning Palette CAD. Permanent updated drawings: www.brunner.de
 Frames/ flue gas outlet connection/ combustion air supply connection/ front variants/ support bearing are marked in color.

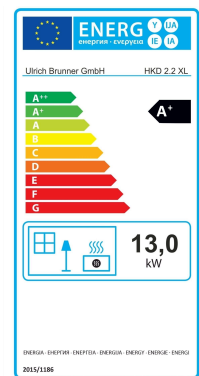
Planning and installation - HKD 2.2 XL Tunnel

Tested according to		EN 13229	EN 13229 WA
Values measured at		Rated power ¹⁾	Storage operation ²⁾
Suitable for all construction types according to rules		OK	OK
Data for functional demonstration			
Rated heat power	kW	13	-
Fire wood volume	kg/h	3.5	5
Combustion performance	kW	15	21
Flue gas mass flow	g/s	10	18.5
Outlet temperature (before reheating surface)	°C	520	540
Flue gas temperature after:			
1x adjoining cast iron radiator (GNF 8/10)	°C	190	210
4,9 m ceramic accumulator ³⁾	°C	-	180
3,4 m accumulation stones (MSS) ³⁾	°C	-	205
Necessary supply pressure	Pa	15	15
Combustion air consumption	m ³ /h	25	45
Combustion air connection Ø	mm	160	160
Heating gas temperature (before the hood/dome variant)			
insert flue outlet nozzle	°C	520	540
Heat distribution			
Insert / reheating surface	%	30 / 35 - 40	30 / 35 - 40
Glass pane (single / double)	%	35 / 30	35 / 30
Cross-section of gratings ⁴⁾			
exhaust warm air	cm ²	600 / 250 / 550	600 / 250 / 550
Recirculation air	cm ²	600 / 250 / 550	600 / 250 / 550
Minimal distances of the fireplace			
to cladding, insulation layer	cm	6	6
to mounting floor	cm	15	15
Thermal insulation without / with air gratings ⁵⁾			
Mounting wall	cm	12 / 8	12 / 8
Floor	cm	0	0
Ceiling	cm	25 / 19	25 / 19
Brick lining for combustible wall	cm	10	10
Weight			
Fireplace / combustion chamber	kg	285 / 58	
Meets requirement/limit values for:			
Germany/ Austria / Switzerland / Norway		1.BImSchV (Stufe 2) / 15a BVG (2015) / LRV / -	

- 1) Indications to "Rated power" determined with metallic reheating surface
- 2) Indications to "Storage operation" for the manual execution of the reheating surface (guide values).
- 3) Approximate value. Determination according to design characteristics for adjacent storage mass or proof of function provided by calculation
- 4) for fireplace inserts / flue gas pipe / metallic reheating surface
- 5) Values determined with upper air cross- sections; stove cladding is heat emitting

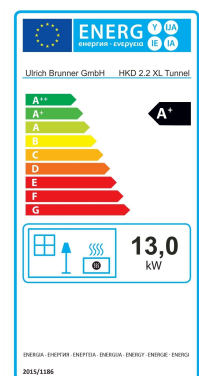
Product data sheet according to (EU) 2015/1186:

Supplier's name or trademark	Ulrich Brunner GmbH
Model identifier:	HKD 2.2 XL
Energy efficiency class:	A+
Direct heat output:	13,0 kW
Indirect heat output:	N.A. kW
Energy efficiency index:	109
Fuel energy efficiency (at nominal heat output):	82,0 %
Fuel energy efficiency (at minimum load):	N.A. %
Special precautions: see supplied product documenta- tion	



Product data sheet according to (EU) 2015/1186:

Supplier's name or trademark	Ulrich Brunner GmbH
Model identifier:	HKD 2.2 XL Tunnel
Energy efficiency class:	A+
Direct heat output:	13,0 kW
Indirect heat output:	N.A. kW
Energy efficiency index:	109
Fuel energy efficiency (at nominal heat output):	82,0 %
Fuel energy efficiency (at minimum load):	N.A. %
Special precautions: see supplied product documenta- tion	



Ulrich Brunner GmbH
 Zellhuber Ring 17-18
 D-84307 Eggenfelden
 Tel.: +49 (0) 8721/771-0 / Fax: +49 (0) 8721/771-100
 Email: info@brunner.de

Technical and assortment changes as well as errors and misprints reserved.
 Reprinting and reproduction, even in part, only with the express permission of the publisher.

Art. No.: 19855